

# Diversity of Needle Terpenes Among *Pinus* Taxa

Biljana M. Nikolić <sup>1,\*</sup>, Dalibor Ballian <sup>2</sup> and Zorica S. Mitić <sup>3</sup>

<sup>1</sup> Department of Genetics, Plant Breeding, Seed and Nursery Production, Institute of Forestry, Kneza Višeslava 3, 11000 Belgrade, Serbia

<sup>2</sup> Faculty of Forestry, University of Sarajevo, Zagrebačka 20, 71000 Sarajevo, Bosnia and Herzegovina; ballialdalibor9@gmail.com

<sup>3</sup> Department of Biology and Ecology, Faculty of Sciences and Mathematics, University of Niš, Višegradska 33, 18000 Niš, Serbia; saraczorica@gmail.com

\* Correspondence: smikitis2@gmail.com; Tel.: +381-63304651

**Abstract:** Essential oils are mixtures of volatile compounds often found in the leaves, wood, and fruits of coniferous trees and shrubs. The composition and abundance of individual oil components vary across different plant parts. Terpenes (monoterpenes, sesquiterpenes, diterpenes, triterpenes) dominate in the essential oils of many plants. They are the most abundant class of secondary metabolites, with plants containing over a hundred of them at varying concentrations. The terpene profile of certain species consists of a few dominant (abundant) components and numerous less abundant ones. It is believed that the biological activity of essential oil mostly depends on the dominant terpene components. In most of the analyzed *Pinus* species, the most abundant terpene compounds are  $\alpha$ -pinene,  $\beta$ -pinene,  $\delta$ -3-carene,  $\beta$ -caryophyllene, limonene/ $\beta$ -phellandrene, and germacrene D. In certain taxa, additional dominant compounds include  $\alpha$ -cedrol, bornyl acetate, caryophyllene oxide,  $\alpha$ -phellandrene, trimethylbicyclo [3.1.1]hept-2-ene, 2H-benzocyclohepten-2-one, phenylethyl butyrate, 4-epi-isocembrol,  $\beta$ -thujene, and thunbergol. Moreover, compounds with abundances exceeding 15% include methyl chavicol (=estragole), geranylene, myrcene,  $\gamma$ -muurolene, sabinene, and abieta-7,13-diene. It can be concluded that the terpene profiles of the needles of the analyzed pine taxa depend on the type of chromatographic columns, the method of obtaining essential oils, the origin of the trees (in natural habitat or artificial plantation), the age of the needles, the variety, and the season in which the needles were collected.

Academic Editor: Chunjian Zhao

Received: 6 March 2025

Revised: 28 March 2025

Accepted: 1 April 2025

Published: 2 April 2025

**Citation:** Nikolić, B.M.; Ballian, D.; Mitić, Z.S. Diversity of Needle Terpenes Among *Pinus* Taxa. *Forests* **2025**, *16*, 623. <https://doi.org/10.3390/f16040623>

**Copyright:** © 2025 by the authors. Licensee MDPI, Basel, Switzerland. This article is an open access article distributed under the terms and conditions of the Creative Commons Attribution (CC BY) license (<https://creativecommons.org/licenses/by/4.0/>).

**Keywords:** needles; essential oil; *Pinus* taxa; variability; terpene profiles; terpene classes

## 1. Introduction

Plant essential oils are mixtures of volatile compounds predominantly found in the wood, bark, buds, leaves, and cones of coniferous trees and shrubs. They are also found in the seeds, fruits, flowers, and roots of many plants [1]. The terpene content in plants is not high, reaching up to 1% [2], but it is highly variable. Terpenes (monoterpenes, sesquiterpenes, diterpenes, triterpenes) dominate in the essential oils of many plants. They are the most abundant class of secondary metabolites, with plants containing sometimes over a hundred of them at varying concentrations [3]. The terpene profile of certain species consists of a few dominant (abundant) components (mainly monoterpenes and sesquiterpenes) and numerous less abundant ones. The composition and abundance of individual oil components vary across different plant parts. External factors, such as

industrial pollution [4] and various ecological factors, can influence the terpene profile of a plant [5,6].

Among the plants that produce essential oils, the genus *Pinus* stands out for its rich content of essential oils, which have been used since ancient times in traditional medicine, as well as raw materials in the pharmaceutical, cosmetic, perfumery, and food industries [7]. It is believed that the biological activity of essential oil mostly depends on the dominant terpene components, but the less abundant components are also important due to their synergistic effects with the dominant ones. According to current research, pine essential oils possess antiviral, antibacterial, antifungal, herbicidal, molluscicidal, nematocidal, and acaricidal activities, as well as toxicity towards insects and rodents. They also exhibit antioxidant, anti-inflammatory, analgesic, immunomodulatory, cytotoxic, antigenotoxic, dermatoprotective, the inhibition of acetylcholinesterase, and other properties [8,9]. In this way, pine essential oils have shown great potential in the prevention and treatment of various diseases, including cancer [10]. They have also been found to be effective as natural insecticides and can be used for storing agricultural products [7]. Furthermore, certain terpenes, which are often dominant compounds in pine essential oil (such as limonene and pinanes), are used in the production of perfumes and air fresheners [11]. Finally, studying a larger number of biological activities could help expand our understanding of the medicinal benefits and applications of pine essential oils in medicine and pharmacology, as well as their role in plant protection and ecological activities (such as biocides) [12].

According to Royal Botanic Gardens and Kew and Missouri Botanical Garden, there are around 126 recognized species of pines, 35 unresolved species, and many more synonyms [13]. The range of only one pine species crosses the equator (*Pinus merkusii*), on the island of Sumatra [13].

Pines are evergreen, monoecious, and resinous trees (rarely shrubs) with whorled branches, predominantly resinous buds, and shoots with needle-shaped leaves arranged in clusters, usually 2–5 (up to 8) together. In the cross-section, the needle is triangular or semicircular, with one vascular bundle (Haploxylon) or two vascular bundles (Diploxylon), and it usually has two or more resin canals [13].

All pines are classified into two subgenera based on needle morphology: *Pinus* (Diploxylon, hard pines) and *Strobis* (Haploxylon, soft pines) (Little and Critchfield 1969, after [14]). The subgenus *Pinus* is divided into two sections: the *Pinus* section, with the subsections *Pinus* and *Pinaster*, and the *Trifoliae* section, with the subsections *Contortae*, *Australes*, and *Ponderosae*. The subgenus *Strobis* is divided into two sections: the *Parrya* section, with the subsections *Balfourianae*, *Cembroides*, and *Nelsoniae*, and the *Quinquefoliae* section, with the subsections *Gerardianae*, *Krempfianae*, and *Strobis*. Morphological differences between subgenera, sections, and subsections are also supported by numerous molecular phylogenetic studies, as cited by Gernandt et al. [14] and later studies [15–20].

The aims of this review were to summarize references about the essential oils of pines, to correlate terpene profiles with their taxonomic status, as well as to compare terpene profiles with the variability of the type of chromatographic column, procedure of terpenes isolation, origin and variety of trees, and method of needles collection.

## 2. The Basis Properties of 104 *Pinus* Taxa

This review paper presents data for 104 taxa of the genus *Pinus* (66 species, 20 subspecies, 17 varieties, and 1 form), organized in alphabetical order (Table S1). Taxonomic positions of *Pinus* species were used according to Gernandt et al. [14]. Synonyms were used after Vidaković and Franjić [13] and Earle [21]. Natural areas were presented according to the maps of Critchfield and Little [22].

A total of 78 taxa are presented in the subgenus *Pinus*, with 48 in the *Pinus* section (including 36 taxa in the *Pinus* subsection and 12 taxa in the *Pinaster* subsection) and 30 in the *Trifoliae* section (including 15 taxa in the *Australes* subsection, 4 in the *Contortae* subsection, and 11 in the *Ponderosae* subsection). A total of 26 taxa are presented in the subgenus *Strobus*, with 4 in the *Parrya* section (2 taxa in the *Balfourianae* subsection and 2 taxa in the *Cembroides* subsection) and 22 in the *Quinquefoliae* section (2, 1, and 19 taxa in the *Gerardianae*, *Krempfianae*, and *Strobus* subsections, respectively). This review includes 15 endemic and 3 relict pines.

### 3. The Main Terpene Compounds of *Pinus* Taxa

The main (most abundant) terpene components in the needles of *Pinus* taxa are shown in Table S2.

From the data presented in Table S2, it is clear that the terpene profiles of the needles of the analyzed pine taxa depend on the type of chromatographic columns, the method of obtaining essential oils, the origin of the trees (in natural habitat or artificial plantation), the age of the needles, the variety, and the season in which the needles were collected.

In *Pinus albicaulis*, the terpene composition differs between the artificial plantation, where  $\alpha$ -pinene dominates [23], and its natural distribution, where  $\delta$ -3-carene predominates [24] (Table S2). In addition to the origin of the trees, these two oils were processed under different chromatographic conditions (column type) and using different techniques for obtaining essential oil: hydrodistillation and hydrodistillation with extraction. These two *P. albicaulis* oils are derived from needles collected in winter and summer, respectively.

In the needles of *P. aristata*,  $\delta$ -3-carene dominates [23], while in *P. arizonica*,  $\alpha$ -pinene and germacrene D are the dominant components (average of three locations) [25].

In the essential oil of *P. armandii*,  $\alpha$ -pinene dominates in both autumn and winter conifers, regardless of whether it is from the native habitat [26], artificial plantation [23], or the method of oil extraction [27]. However, it seems that the terpene profile of needles collected in the summer [28] is significantly different, with  $\beta$ -caryophyllene being the most abundant. The headspace technique has determined that limonene/ $\beta$ -phellandrene dominate in *P. armandii* [29]. In the EO of *P. armandii* subsp. *xuannhaensis*,  $\alpha$ -cedrol is the most abundant [30]. In the EO of *P. attenuata*, in addition to  $\alpha$ -pinene [23],  $\beta$ -pinene [31] also dominates.

$\beta$ -Pinene is also the most abundant in the essential oil of *P. balfouriana* ssp. *balfouriana* [32]. In the EO of *P. banksiana* obtained from summer needles, bornyl acetate is the most abundant [23].

In the needles of *P. brutia*,  $\beta$ -pinene also dominates [23,25,33–36]. Only in two artificial plantations [37,38] do  $\alpha$ -pinene and  $\alpha$ -terpineol, respectively, dominate. In *P. brutia* ssp. *eldarica*, oils obtained by different extraction and chromatography techniques differ [34,39]. In the oil of *P. brutia* var. *stankewiczii*,  $\beta$ -pinene is the most abundant, but germacrene D is also abundant [36]. In the case of *P. bungeana*, needle sampling was conducted over the summer, but the terpene profiles of the EOs differ due to habitat differences (natural and artificial plantations) and chromatographic conditions [23,27,40,41].  $\alpha$ -Pinene dominates only in the natural habitat [27].

In several samples of EOs from the endemic pine, *P. canariensis*, germacrene D is the dominant component, but the content of  $\alpha$ -pinene is also quite high [23,25,36,42], and even dominant in an artificial plantation in Egypt [43].

In the EO of *P. caribaea* from artificial plantations, aromadendrene [37] and limonene [44] are the most abundant. In *P. caribaea* var. *bahamensis* and *P. caribaea* var. *caribaea*, the most abundant components are  $\beta$ -phellandrene and geranylne [45]. In *P. caribaea* var. *hondurensis*, limonene dominates [44].

In *P. cembra*,  $\alpha$ -pinene dominates both during headspace extraction [29] and in oils from Romania [46], Slovakia [47], and Austria [48], while in the Botanical Garden and Arboretum, germacrene D,  $\alpha$ -pinene [23], and  $\alpha$ -cadinene [49] dominate, respectively.

In *P. cernua* needles, myrcene is dominant [50]. In *P. contorta* ssp. *contorta* and ssp. *murrayana* EOs,  $\beta$ -phellandrene dominates [23,51], while in ssp. *latifolia*,  $\beta$ -pinene and  $\beta$ -phellandrene are most abundant [23,52]. In artificial plantations of *P. coulteri*,  $\beta$ -caryophyllene [37], an unidentified compound [23], or multiple terpenes [53] dominate. In winter needles of the endemic *P. culminicola* and in the EO of *P. dalatensis*,  $\alpha$ -pinene is the most abundant component [23,30]. In the needles of the endemic pine, *P. densata*,  $\beta$ -caryophyllene dominates [27].

In *P. densiflora* needles from an artificial plantation, collected in the autumn,  $\alpha$ -pinene dominates [54], while in the artificial plantation from Korea,  $\beta$ -thujene is the most abundant [55]. The EO of *P. densiflora* from Korea is dominated by  $\alpha$ -pinene [56] and camphene [57]. In the summer needles of the same species, camphene [57],  $\alpha$ -humulene [58], and *trans*-cadinane-1(6),4-diene [23] are the most abundant, while in the spring,  $\alpha$ -pinene, sabinene [40], and  $\alpha$ -myrcene [41] dominate. On average, throughout all four seasons,  $\beta$ -phellandrene and  $\beta$ -pinene are the most abundant [9].

In the EOs of *P. elliotii* from artificial plantations, the highest content of  $\alpha$ -pinene is found during the summer [57], while germacrene D dominates in winter [23] and autumn [59]. In one report, geranylene is the dominant component [45].

In the natural habitat of the endemic pine *P. fenzliana*,  $\alpha$ -pinene dominates [60]. In the EO of *P. flexilis*,  $\alpha$ -pinene predominantly dominates, regardless of whether it is from artificial plantations [23,61] or native habitats [51]. The only exception is the EO from Utah, where  $\beta$ -pinene and  $\alpha$ -pinene dominate [24].

In the artificial plantation of *P. gerardiana*,  $\alpha$ -pinene dominates [23].

In the EOs of *P. halepensis*, the dominant components are (E)-caryophyllene [23,25,36,62–71],  $\alpha$ -pinene [33,34,72–76], caryophyllene [65,77,78], thunbergol [69], myrcene [69,79–81], caryophyllene-oxide [82], and  $\beta$ -pinene [35,83].

In the needles of *P. hartwegii*,  $\beta$ -pinene and caryophyllene oxide dominate [84].

In the needles of the tertiary relic and Balkan subendemic *P. heldreichii*, germacrene D [85–89] or limonene [23,31,68,86,90–93] dominates. In the essential oils of *P. heldreichii* var. *leucodermis* from Bosnia and Herzegovina [94] and Bulgaria [95], limonene dominates, while in the same variety from Italy [96],  $\alpha$ -pinene is the most abundant.

In the needles of the endemic pine *P. henryi*,  $\beta$ -caryophyllene dominates [97]. In the needles of *P. jeffreyi* from artificial plantations,  $\alpha$ -pinene dominates [23,98].

In the needles of *P. koraiensis*, limonene (headspace) [29],  $\alpha$ -pinene [84],  $\beta$ -caryophyllene [27], and most frequently germacrene D [16,23,40] dominate. In the endemic pine *P. krempfii* from Vietnam,  $\alpha$ -pinene dominates [99].

In the summer needles of *P. lambertiana*,  $\beta$ -pinene strongly dominates [24]. In the needles of *P. latteri* from China and Vietnam, caryophyllene was the most abundant [45].

In the needles of *P. massoniana*, various terpenes also dominate:  $\alpha$ -pinene [23,45],  $\beta$ -caryophyllene [97], and  $\alpha$ -thujene [27]. In the *massoniana* variety,  $\alpha$ -pinene dominates [45]. In the needles of *P. merkusii*,  $\beta$ -caryophyllene dominates [84], while in the needles of *P. monophylla*,  $\beta$ -pinene dominates [23]. In *P. monticola*, three components have similar abundance:  $\beta$ -elemene,  $\alpha$ -pinene, and  $\beta$ -pinene [23], or only  $\beta$ -pinene dominates [24,100].

Essential oils from the needles of *P. mugo* have been frequently studied, so the results vary. The most abundant terpene components are  $\alpha$ -pinene [23,91,101–105], bornyl acetate [106],  $\delta$ -3-carene [61,81,89,93,107,108],  $\beta$ -pinene [109], and limonene [110]. In the needles of *P. mugo* ssp. *mugo*, the most abundant component is  $\delta$ -3-carene [108,111]. In the essential oil of *P. mugo* var. *prostrata*, the dominant terpene components are bornyl acetate and  $\alpha$ -pinene, while in *P. mugo* var. *pumilio*,  $\delta$ -3-carene and  $\alpha$ -pinene dominate [23]. The EO of

*P. mugo* ssp. *uncinata* contains the highest amounts of  $\alpha$ -pinene and myrcene [29], or bornyl acetate [112]. In the needles of *P. muricata*, the most abundant component is germacrene D [23].

The most studied pine in terms of essential oils from needles is certainly *P. nigra*. In most studies, the most abundant component is  $\alpha$ -pinene [25,35,36,54,79,81,92,93,113–116], with acetic acid [61] or germacrene D [36] being notably present as well.  $\alpha$ -Pinene is also dominant in the needles of ssp. *banatica* [117,118], var. *calabrica* [96], ssp. *dalmatica* [118,119], ssp. *gocensis* [117], ssp. *laricio* [23,120], ssp. *nigra* [23,96,111,117,118,121], and ssp. *pallasiana* [117,118].  $\beta$ -Pinene is dominant in ssp. *caramanica* [23] and, together with germacrene D, in ssp. *pallasiana* [23].  $\beta$ -Pinene sometimes dominates alongside  $\alpha$ -pinene [122]. Manoyl oxide is exceptionally abundant in ssp. *laricio* [120], and in one case, it is the most abundant component [123]. Caryophyllene oxide dominates in ssp. *laricio*, ssp. *nigra*, ssp. *pallasiana*, and ssp. *salzmannii* [124]. Germacrene D is the most abundant in some samples of ssp. *pallasiana* [89] and ssp. *salzmannii* [23]. The dominance of (E)-caryophyllene or hexadecanoic acid has also been observed in ssp. *mauritanica* [125].

In the endemic pine *P. occidentalis*, the dominant terpene is  $\beta$ -pinene [126].

The needles of *P. palustris* from an artificial plantation have  $\alpha$ -terpineol as the dominant component [84]. In artificial plantations of *P. parviflora*, the most abundant components are  $\alpha$ -pinene [84], bornyl acetate [40], or  $\beta$ -phellandrene [23]. In headspace samples, the most abundant components are limonene/ $\beta$ -phellandrene [29] and  $\alpha$ -pinene [61]. In artificial plantations of *P. patula*, the most abundant components are caryophyllene oxide [84],  $\alpha$ -pinene [127], and germacrene D [23].

Needles of the endemic-relict pine *P. peuce* have  $\alpha$ -pinene as the most abundant EO component in its natural habitats [23,29,31,91,93,111,128–134].

In the needles of *P. pinaster* from natural habitats,  $\alpha$ -pinene is the most abundant [31,79], while in artificial plantations, in addition to  $\alpha$ -pinene [70,135], other abundant components include (E)-caryophyllene [33,136–138], abieta-7,13-diene [139],  $\beta$ -pinene [140], limonene [83], and isoabienol [23]. (E)-caryophyllene is also the most abundant in two varieties of *P. pinaster*: *maghrebiana* and *renoui* [141].

In the EO profiles of *P. pinea*, the most abundant terpenes are limonene [23,25,70,79,83,142–145],  $\alpha$ -pinene [33,73],  $\beta$ -pinene [35,74], and guaiol [146]. In the needles of *P. ponderosa*,  $\beta$ -pinene predominates [23,84,147,148]. In var. *ponderosa*,  $\beta$ -pinene also predominates [51], while in var. *brachyptera*,  $\alpha$ -pinene is dominant [149]. In the EOs of *P. pumila*, limonene/ $\beta$ -phellandrene [29],  $\alpha$ -pinene [84], and  $\delta$ -3-carene [23,150] predominate.  $\beta$ -Pinene predominates [151] in the needles of *P. pungens*.

In the EOs of *P. radiata*,  $\beta$ -pinene also predominates [23,31,53,152]. In the needles of *P. resinosa*,  $\beta$ -pinene [148] and caryophyllene [61] predominate. In *P. rigida*, the most abundant compounds are  $\beta$ -pinene [23,84], bornyl acetate [40], and 2H-benzocyclohepten-2-one [58]. In *P. roxburghii*, the most abundant terpenes are  $\alpha$ -pinene [153], (E)-caryophyllene [23,154], and  $\alpha$ -phellandrene [155].

In the needles of the endemic species *P. sabiniana*,  $\alpha$ -pinene predominates [23,24,98], with phenylethyl butyrate being exceptionally present [53]. The commercial oil of *P. sibirica* also has the highest content of  $\alpha$ -pinene [156]. In the endemic species *P. strobiformis* from an artificial plantation, the most abundant terpene is germacrene D [23]. In the EOs of *P. strobus*, in addition to  $\delta$ -3-carene [29],  $\alpha$ -pinene [23,27,40,148] and  $\beta$ -pinene [36,100] also predominate.

In the needles of *P. sylvestris*,  $\alpha$ -pinene predominates, both in natural and artificial plantations, under different types of essential oil extraction and chromatographic column types [23,34,54,81,93,111,157–162]. In addition to  $\alpha$ -pinene, there are reports where the most abundant compounds are manoyl oxide [101] and trimethylbicyclo [3.1.1]hept-2-ene

[41]. In the needles of ssp. *scotica*, isoabienol is the most abundant [23], while in the needles of var. *mongolica*,  $\alpha$ -pinene [163] and  $\delta$ -cadinene [27] predominate.

In the EOs of *P. tabuliformis*, the most abundant compounds are  $\beta$ -caryophyllene [28,97],  $\alpha$ -pinene [23,27], and trimethylbicyclo [3.1.1]hept-2-ene [41]. In var. *mukdensis*,  $\beta$ -caryophyllene [97] and  $\alpha$ -pinene [27] predominate, while in the form *shekanensis* and the variety *umbraculifera*,  $\beta$ -caryophyllene [97] is the most abundant.

In the needles of *P. taeda*,  $\alpha$ -pinene predominates [45]. In the needles of the endemic pines *P. taiwanensis* and *P. teocote*,  $\alpha$ -pinene predominates [23]. In the EOs of *P. thunbergii*, the most abundant components are  $\beta$ -pinene [40,54],  $\delta$ -3-carene [57], germacrene D [23,41], and 2H-benzocyclohepten-2-one [58]. In the needles of *P. torreyana* from artificial plantations, the most abundant compound is 4-epi-isocembrol [23], while in ssp. *insularis* and ssp. *torreyana*, thunbergol predominates [164].

In *P. uliginosa*, the profile of the most abundant terpene components consist of  $\alpha$ -pinene, bornyl acetate, and  $\delta$ -3-carene, which are of similar abundance [112].

The most abundant terpene components in the needles of *P. wallichiana* obtained using the headspace technique are limonene/ $\beta$ -phellandrene [29], while hydrodistillation reveals  $\beta$ -pinene [23,100,165]. In the needles of *Pinus wangii* subsp. *kwangtungensis*,  $\beta$ -pinene predominates [30].

In the EOs from the needles of *P. yunnanensis*, the most abundant components are  $\beta$ -caryophyllene [27] and  $\beta$ -pinene [45], while in its variety *tenuifolia*,  $\alpha$ -pinene predominates [45].

Thus, for most of the analyzed species of the genus *Pinus*, the most abundant compounds are  $\alpha$ -pinene (in 56 taxa, approximately 139 references),  $\beta$ -pinene (in 31 taxa, approximately 154 references),  $\delta$ -3-carene (in 10 taxa, approximately 64 references),  $\beta$ -caryophyllene (in 23 taxa, approximately 196 references), limonene/ $\beta$ -phellandrene (in 15 taxa, approximately 112 references), and germacrene D (in 12 taxa, approximately 147 references).

For some taxa, the leading compounds in the terpene profile also include  $\alpha$ -cedrol, bornyl acetate, caryophyllene-oxide,  $\alpha$ -phellandrene, trimethylbicyclo [3.1.1]hept-2-ene, 2H-benzocyclohepten-2-one, phenylethyl butyrate, 4-epi-isocembrol,  $\beta$ -thujene, and thunbergol. Other compounds with an abundance greater than 15% include methyl chavicol (=estragole), geranylene, myrcene,  $\gamma$ -muurolene, sabinene, and abieta-7,13-diene.

The terpene profile depends on the type of essential oil extraction. The results using the headspace technique have already been proven to differ from those of other types of distillation in many species, including the needles of *P. armandii* from China (Yunnan) [26], where  $\alpha$ -pinene, limonene,  $\beta$ -caryophyllene, and  $\beta$ -pinene are more abundant when using the headspace technique compared to hydrodistillation (Figure 1).



**Figure 1.** Differences in the terpene profiles of *P. armandii* based on terpene isolation techniques. Data from Yang et al. [26] were used for the graphical representation.

In the needles of *P. halepensis* originating from Tunisia, there are drastic differences in terpene profiles when using HD and MAE (Microwave-Assisted Extraction) techniques [71] (Figure 2), which is also the case with *P. nigra* ssp. *mauritanica* [125] (Figure 3).



**Figure 2.** Differences in the terpene profiles of *P. halepensis* based on terpene isolation techniques. Data from Hamzaoui et al. [71] were used for the graphical representation.



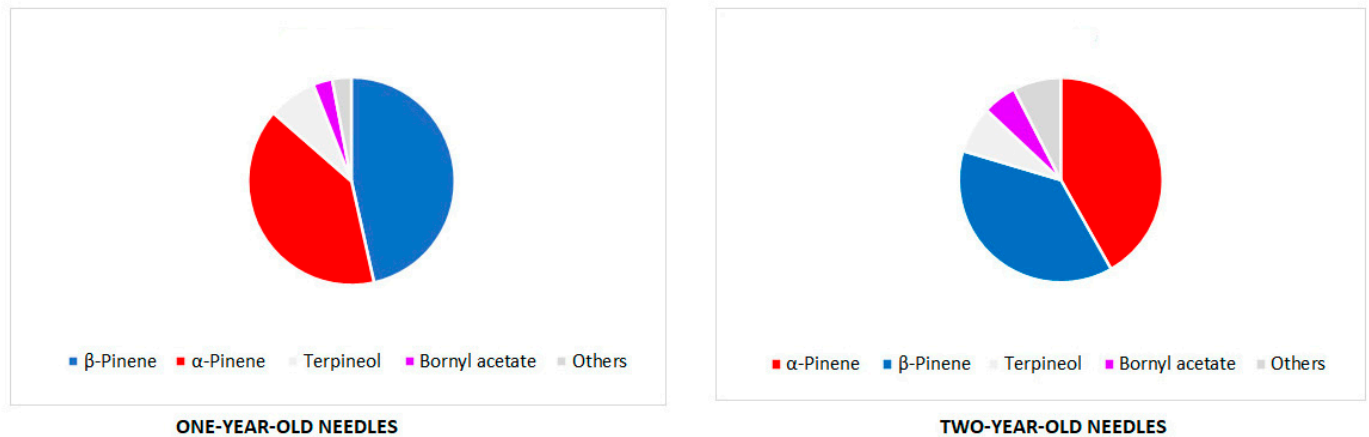
**Figure 3.** Differences in the terpene profiles of *P. nigra* ssp. *mauritanica* based on terpene isolation techniques. Data from Adjaoud et al. [125] were used for the graphical representation.

Additionally, there are noticeable differences in the terpene profiles of young (new) and last year's (one-year-old) needles of *P. halepensis* [69]. The highest content in young needles is myrcene (24.2%), while in last year's needles, β-caryophyllene predominates (32.8%) (Figure 4).



**Figure 4.** Differences in the terpene profiles of *P. halepensis* based on needle age. Data from Khouja et al. [69] were used for the graphical representation.

The differences between one-year-old and two-year-old needles of *P. nigra* are more evident in the abundance of the main components than in their profile [122]. In one-year-old needles,  $\beta$ -pinene is the most abundant, while in two-year-old needles,  $\alpha$ -pinene predominates (Figure 5).



**Figure 5.** Differences in the terpene profiles of *P. nigra* based on needle age. Data from Supuka et al. [122] were used for the graphical representation.

The content and composition of the main components also depend on the locations where the needles were sampled. In *P. pinea* [142], there are noticeable differences in the terpene profiles across locations, except for limonene, which is always dominant (Figure 6). A similar pattern is observed in the terpene profiles of two *P. pinea* locations in Libya [73], where  $\alpha$ -pinene is dominant, but the composition of other abundant components differs significantly between the two locations (Figure 7).

In *P. halepensis* from Libya, there are very significant differences in the profiles of two locations [73] (Figure 8).

In *Pinus nigra* ssp. *laricio* from Corsica, there are also significant differences between locations [120] (Figure 9).

The influence of altitude on the composition of terpene profiles has been confirmed in the needles of *P. halepensis* from Libya [63] (Figure 10). As the altitude increases (Level II and Level III), the dominance of  $\beta$ -pinene and  $\alpha$ -pinene is replaced by caryophyllene.

The content and composition of the main terpene components depend on the season in which the needles were sampled. For example, in *Pinus densiflora* (Republic of Korea, artificial plantation) [16], 3-carene dominates in the needles sampled in February (28.6%) and then decreases to 1%–2% during the growing season (Figure 11). In contrast, germacrene D and  $\beta$ -pinene are present only during the growing season.  $\beta$ -pinene is most abundant in October (25.8%), while the abundance of germacrene D does not differ significantly between April and October (10.5%–11.9%).

There are much greater differences in the composition of the main components by season, for example, in *P. koraiensis* (Figure 12) [16]. In February,  $\gamma$ -terpinene dominates (16.9%), in spring,  $\alpha$ -pinene is the most abundant (12.7%), while in summer and autumn, germacrene D along with 3-carene (July) and  $\gamma$ -muurolene (October) are most abundant.

It appears that these differences cannot be observed at the population level, as is the case with *P. nigra* [116], where the same components are always dominant, in the same order of abundance:  $\alpha$ -pinene,  $\beta$ -pinene, germacrene D, and  $\beta$ -caryophyllene. Their abundance is somewhat higher in spring and summer than in autumn and winter (Figure


13).  $\alpha$ -Pinene, germacrene D, and  $\beta$ -caryophyllene are most abundant in spring, while  $\beta$ -pinene is highest in summer. Germacrene D is lowest in summer,  $\beta$ -pinene and  $\beta$ -caryophyllene are lowest in autumn, while  $\alpha$ -pinene consistently decreases during the growing season and is lowest in winter (Figure 14).



**Figure 6.** Differences in the terpene profiles of *P. pinea*—locations in Tunisia. Data from Nasri et al. [142] were used for the graphical representation.



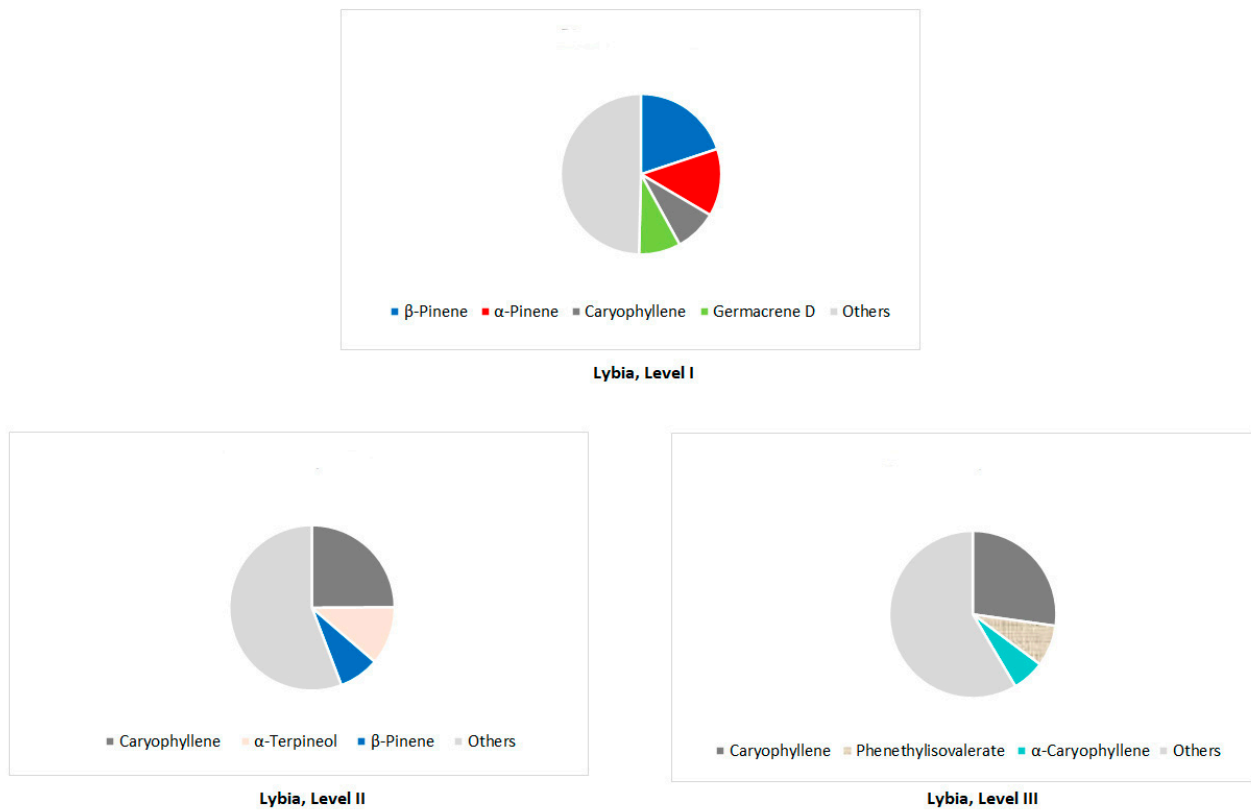
**Figure 7.** Differences in the terpene profiles of *P. pinea*—locations in Libya. Data from Elkady et al. [73] were used for the graphical representation.



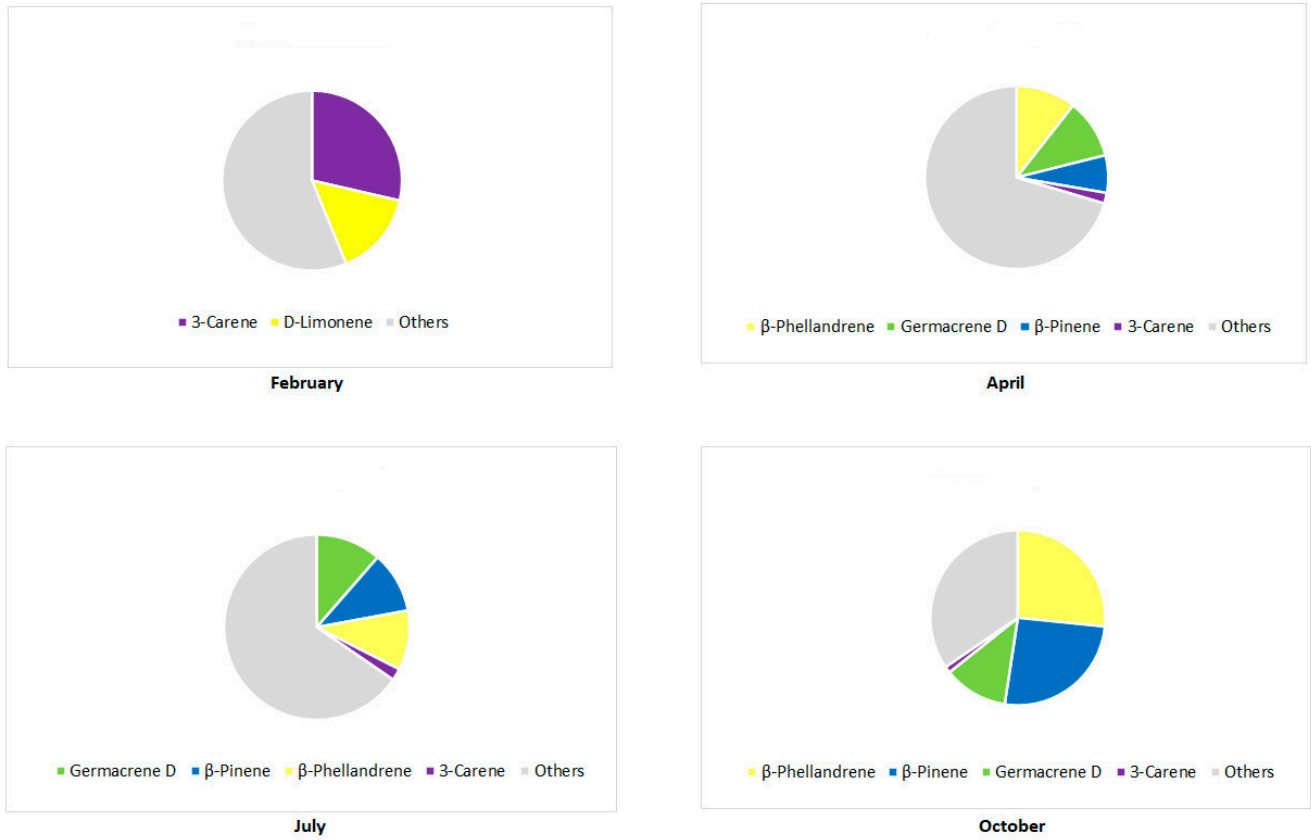
**Figure 8.** Differences in the terpene profiles of *P. halepensis*—locations in Libya. Data from Elkady et al. [73] were used for the graphical representation.



**Figure 9.** Differences in the terpene profiles of *P. nigra* ssp. *laricio*—populations in Corsica. Data from Rezzi et al. [120] were used for the graphical representation.



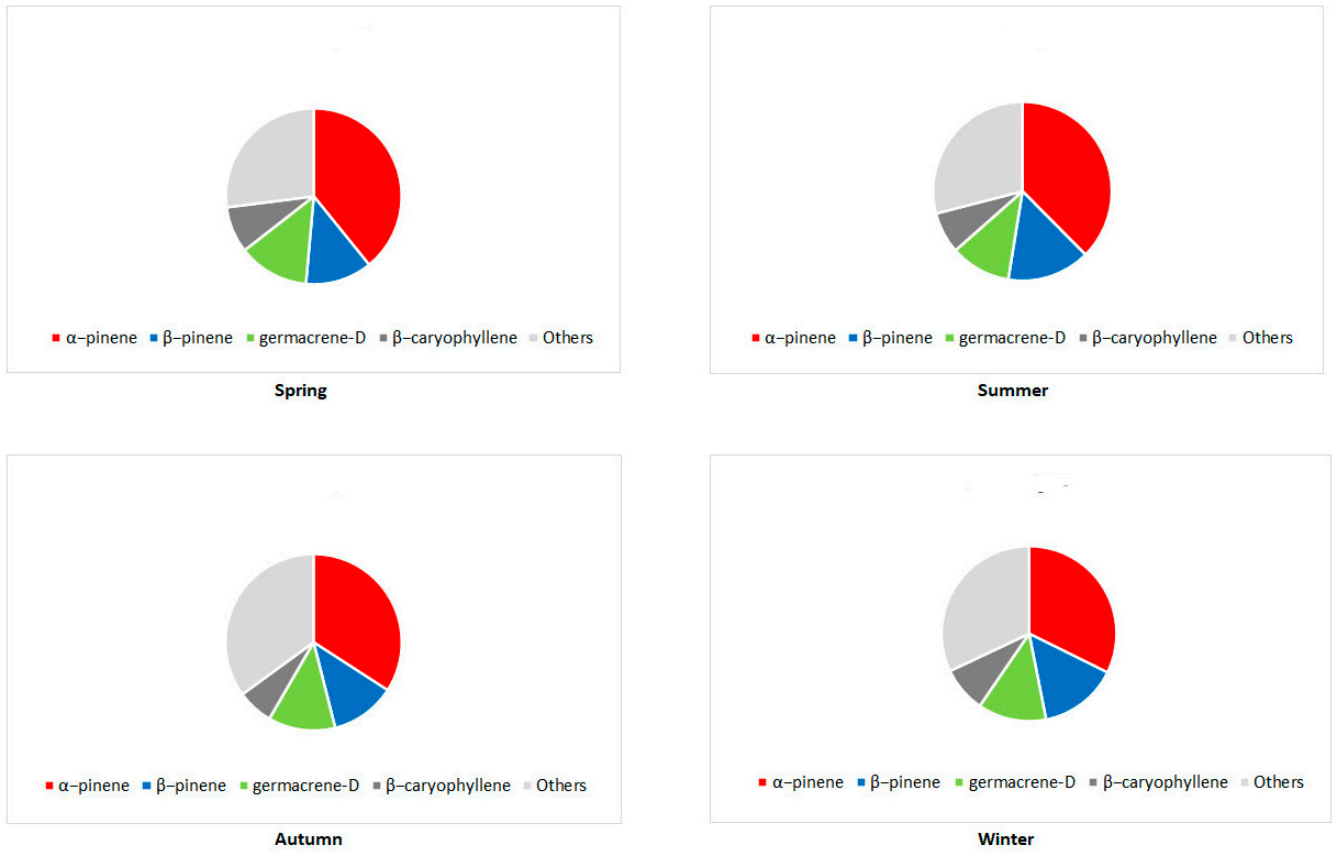
**Figure 10.** Differences in the terpene profiles of *P. halepensis* based on altitude. Data from Mohareb et al. [63] were used for the graphical representation.



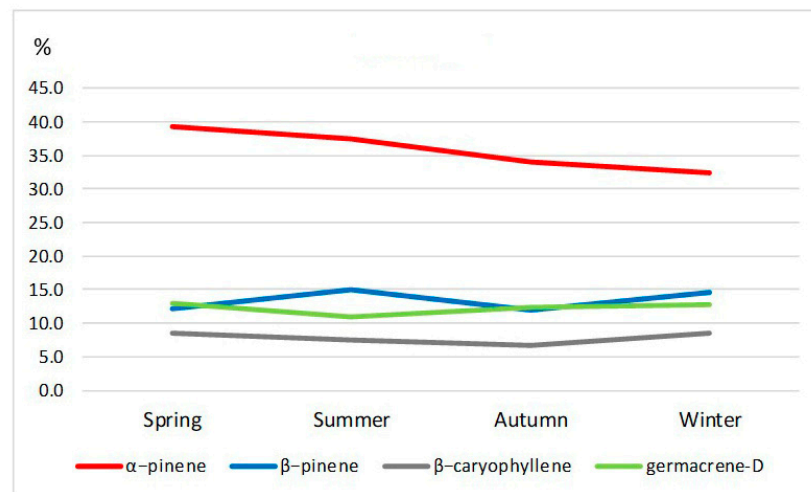
**Figure 11.** Differences in the terpene profiles of *P. densiflora* by season. Data from Kim et al. [9] were used for the graphical representation.



**Figure 12.** Differences in the terpene profiles of *P. koraiensis* across seasons. Graphical representation based on data from Kim et al. [9].

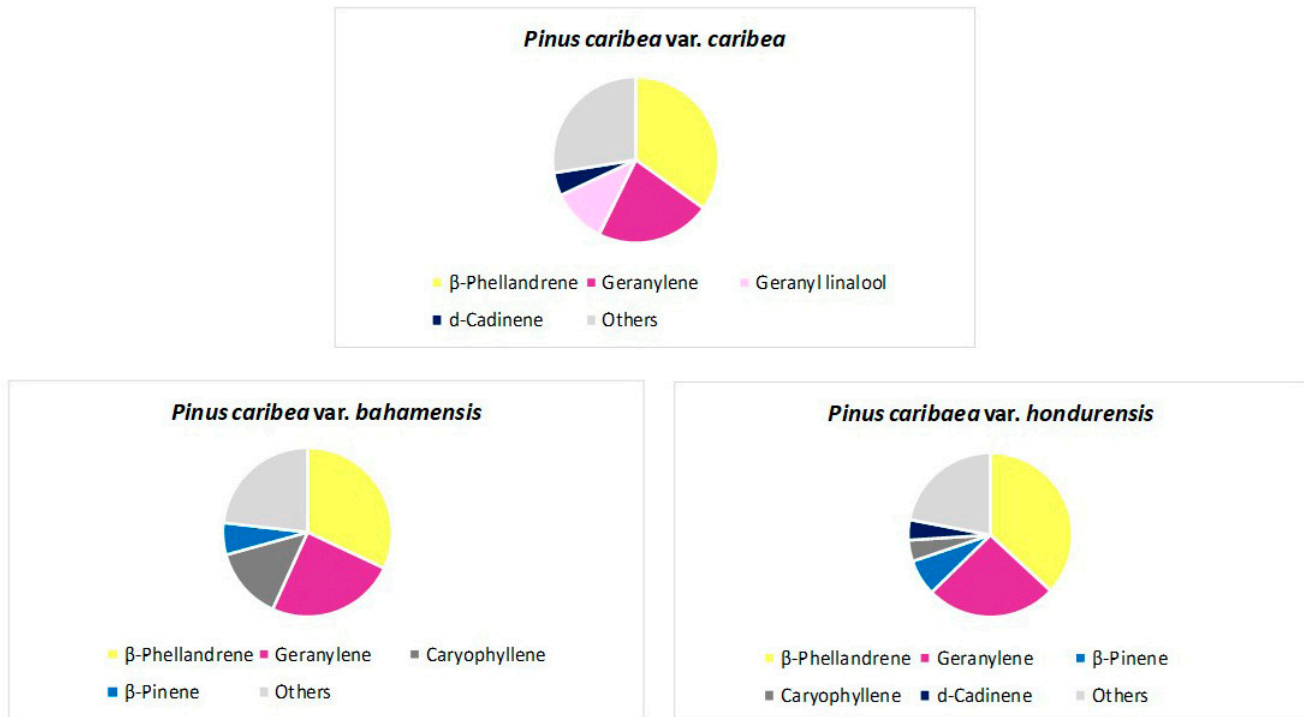


**Figure 13.** Differences in the terpene profiles of *P. nigra* by season—population level. Data from Sezik et al. [116] were used for the graphical representation.



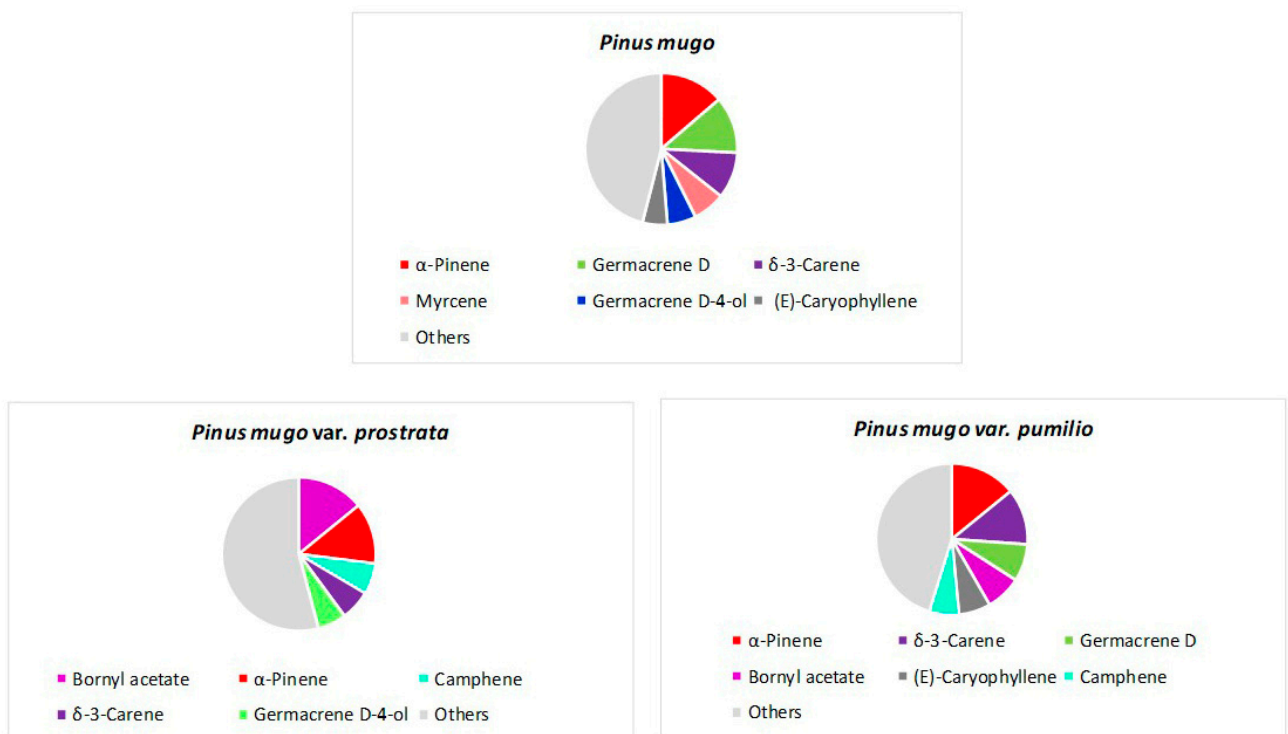
**Figure 14.** Dynamics of the increase and decrease in the abundance of four terpenes in *P. nigra* throughout the year. Data from Sezik et al. [116] were used for the calculations and graphical representation.

There is a degree of similarity in the terpene profiles of different varieties of *P. caribaea* [45] (Figure 15).



**Figure 15.** Similarities and differences in the terpene profiles of three *P. caribaea* varieties [45].

The terpene profile of *P. mugo* is more similar to that of the var. *pumilio* than that of var. *prostrata* [23] (Figure 16).



**Figure 16.** Similarities and differences in the terpene profiles of *P. mugo* and its two varieties according to the data from Ioannou et al. [23].

## 4. Conclusions

This review paper covers data for 104 taxa of the genus *Pinus* (66 species, 20 subspecies, 17 varieties, and 1 form), with 78 taxa in the subgenus *Pinus* and 26 taxa in the subgenus *Strobos*. The presented taxonomic classification, distribution, and abundance of the main components of EOs also apply to 15 endemic and 3 relict pine species. The most abundant compounds are  $\alpha$ -pinene (56 taxa),  $\beta$ -pinene (31 taxa),  $\delta$ -3-carene (10 taxa),  $\beta$ -caryophyllene (23 taxa), limonene/ $\beta$ -phellandrene (15 taxa), and germacrene D (12 taxa). In addition to these, the terpene profile is occasionally dominated by  $\alpha$ -cedrol, bornyl acetate, caryophyllene oxide,  $\alpha$ -phellandrene, trimethylbicyclo [3.1.1]hept-2-ene, 2H-benzocyclohepten-2-one, phenylethyl butyrate, 4-epi-isocembrol,  $\beta$ -thujene, and thunbergol. Furthermore, methyl chavicol (=estragole), geranylene, myrcene,  $\gamma$ -muurolene, sabinene, and abieta-7,13-diene also show significant abundance (>15%).

The terpene profile depends on the type of essential oil extraction (in *P. armandii*), techniques of chromatography (*P. halepensis* and *P. nigra* ssp. *mauritanica*), the needles' age (*P. nigra*), location (*P. pinea*), altitude (*P. halepensis*), season (*P. densiflora*, *P. koraiensis*), and variety (*P. caribaea*, *P. mugo*). Further investigations applied in a higher number of species could approve these statements.

Finally, we can conclude that studying a larger number of biological activities could help expand our understanding of the medicinal benefits and applications of pine essential oils in medicine and pharmacology, as well as their role in plant protection and ecological activities (such as biocides).

**Supplementary Materials:** The following supporting information can be downloaded at: [www.mdpi.com/article/10.3390/f16040623/s1](http://www.mdpi.com/article/10.3390/f16040623/s1), Table S1: Latin and English names and synonyms, taxonomy and natural area of examined *Pinus* taxa; Table S2: The main terpene compounds in the needles of *Pinus* taxa in correlation with type of chromatographic column, type of terpenes isolation, origin of trees, and season of needle connection. References [166–168] are cited in Supplementary Materials.

**Author Contributions:** B.M.N.—conceptualization, data curation, methodology, project administration, resources, supervision, visualization, writing—original draft, writing—review and editing; D.B.—data curation, visualization, resources, writing—original draft, writing—review and editing; Z.S.M.—conceptualization, data curation, formal analysis, resources, writing—original draft, writing—review and editing. All authors have read and agreed to the published version of the manuscript.

**Funding:** This research was funded by the Ministry of Science, Technological Development and Innovation of the Republic of Serbia, grant number 451-03-136/2025-03/200027 and grant number 451-03-137/2025-03/200124.

**Data Availability Statement:** The data presented in this study are available on reasonable request from the corresponding author.

**Conflicts of Interest:** The authors declare no conflicts of interest.

## References

1. Burt, S. Essential oils: Their antibacterial properties and potential applications in foods—A review. *Int. J. Food Microbiol.* **2004**, *94*, 223–253. <https://doi.org/10.1016/j.ijfoodmicro.2004.03.022>.
2. Pengelly, A. *The Constituents of Medicinal Plants: An Introduction to the Chemistry and Therapeutics of Herbal Medicines*, 2nd ed.; Allen & Unwin Academic: Crows Nest, NSW, Australia, 2004. <https://doi.org/10.4324/9781003117964>.
3. Nikolić, B.; Ristić, M.; Bojović, S.; Marin, P.D. Variability of the needle essential oils of *Pinus heldreichii* from different populations in Montenegro and Serbia. *Chem. Biodivers.* **2007**, *4*, 905–916. <https://doi.org/10.1002/cbdv.200790079>.

4. Judzentiene, A.; Stikliene, A.; Kupcinskiene, E. Changes in the essential oil composition in the needles of Scots Pine (*Pinus sylvestris* L.) under anthropogenic stress. *Sci. World J.* **2007**, *7*, 141–150. <https://doi.org/10.1100/tsw.2007.36>.
5. Rajčević, N.; Nikolić, B.; Marin, P.D. Different responses to environmental factors in terpene composition of *Pinus heldreichii* and *P. peuce*: Ecological and chemotaxonomic considerations. *Arch. Biol. Sci.* **2019**, *71*, 629–637. Available online: <https://www.serbiosoc.org.rs/arch/index.php/abs/article/view/4458> (accessed on 5 March 2025).
6. Nikolić, B.M.; Rajčević, N.F.; Mitić, Z.S.; Jovanović, S.S.; Čule, N.M.; Mladenović, K.; Marković, M.S.; Marin, P.D. Diversity of *Picea omorika* (Pančić) Purk. Populations based on morpho-anatomical needle traits and bioclimatic parameters. *South-East Eur. For.* **2024**, *15*, 131–149. <https://doi.org/10.15177/see-for.24-17>.
7. Silori, G.K.; Kushwaha, N.; Kumar, V. Essential oils from pines: Chemistry and applications. In *Essential Oil Research*; Malik, S., Ed.; Springer: Cham, Switzerland, 2019. [https://doi.org/10.1007/978-3-030-16546-8\\_10](https://doi.org/10.1007/978-3-030-16546-8_10).
8. de Sousa, D.P.; Damasceno, R.O.S.; Amorati, R.; Elshabrawy, H.A.; de Castro, R.D.; Bezerra, D.P.; Nunes, V.R.V.; Gomes, R.C.; Lima, T.C. Essential Oils: Chemistry and Pharmacological Activities. *Biomolecules* **2023**, *13*, 1144. <https://doi.org/10.3390/biom13071144>.
9. Kim, E.; Yang, S.; Jeon, B.B.; Song, E.; Lee, H. Terpene compound composition and antioxidant activity of essential oils from needles of *Pinus densiflora*, *Pinus koraiensis*, *Abies holophylla*, and *Juniperus chinensis* by harvest period. *Forests* **2024**, *15*, 566. <https://doi.org/10.3390/f15030566>.
10. Leite, A.M.; Lima, E.O.; Souza, E.L.; Diniz, M.F.D.M.; Trajano, V.N.; Medeiros, I.A. Inhibitory effect of  $\beta$ -pinene,  $\alpha$ -pinene and eugenol on the growth of potential infectious endocarditis causing Gram-positive bacteria. *Rev. Bras. Ciências Farm. Braz. J. Pharm. Sci.* **2007**, *43*, 121–126. <https://doi.org/10.1590/S1516-93322007000100015>.
11. Kandi, S.; Godishala, V.; Rao, P.; Ramana, K.V. Biomedical significance of terpenes: An insight. *Biomed. Biotechnol.* **2015**, *3*, 8–10. Available online: <http://pubs.sciepub.com/bb/3/1/2> (accessed on 5 March 2025).
12. Nikolić, B.M.; Ballian, D.; Mitić, Z.S. Autochthonous conifers of family Pinaceae in Europe: Broad review of morpho-anatomical and phytochemical properties of needles and genetic investigations. *Forests* **2024**, *15*, 989. <https://doi.org/10.3390/f15060989>.
13. Vidaković, M.; Franjić, J. *Golosjemenjače*; Šumarski Fakultet Sveučilišta u Zagrebu: Zagreb, Croatia, 2004.
14. Gernandt, D.S.; Geada López, G.; Ortiz García, S.; Liston, A. Phylogeny and classification of *Pinus*. *Taxon* **2005**, *54*, 29–42. <https://doi.org/10.2307/25065300>.
15. Syring, J.; Willyard, A.; Cronin, R.; Liston, A. Evolutionary relationships among *Pinus* (Pinaceae) subsections inferred from multiple low-copy nuclear loci. *Am. J. Bot.* **2005**, *92*, 2086–2100. <https://doi.org/10.3732/ajb.92.12.2086>.
16. Syring, J.; Farrell, K.; Businsky, R.; Cronin, R.; Liston, A. Widespread genealogical nonmonophyly in species of *Pinus* subgenus *Strobus*. *Syst. Biol.* **2007**, *56*, 163–181. <https://doi.org/10.1080/10635150701258787>.
17. Hernández-León, S.; Gernandt, D.S.; Pérez de la Rosa, J.A.; Jardón-Barbolla, L. Phylogenetic relationships and species delimitation in *Pinus* section *Trifoliae* inferred from plastid DNA. *PLoS ONE* **2013**, *8*, e70501. <https://doi.org/10.1371/journal.pone.0070501>.
18. Jin, W.-T.; Gernandt, D.S.; Wehenkel, C.; Xia, X.-M.; Wei, X.X.; Wang, X.-Q. Phylogenomic and ecological analyses reveal the spatiotemporal evolution of global pines. *Proc. Natl. Acad. Sci. USA* **2021**, *118*, e2022302118. <https://doi.org/10.1073/pnas.2022302118>.
19. Willyard, A.; Gernandt, D.S.; Cooper, B.; Douglas, C.; Finch, K.; Karemera, H.; Lindberg, E.; Langer, S.K.; Lefler, J.; Marquardt, P.; et al. Phylogenomics in the hard pines (*Pinus* subsection *Ponderosae*; Pinaceae) confirms paralogy in *Pinus ponderosa* and places *Pinus jeffreyi* with the California big cone pines. *Syst. Bot.* **2021**, *46*, 538–561. <https://doi.org/10.1600/036364421X16312067913435>.
20. Montes, J.-R.; Peláez, P.; Moreno-Letelier, A.; Gernandt, D.S. Coalescent-based species delimitation in North American pinyon pines using low-copy nuclear genes and plastomes. *Am. J. Bot.* **2022**, *109*, 706–726. <https://doi.org/10.1002/ajb2.1847>.
21. Earle, C.J. (Ed.) The Gymnosperm Database. 2024. Available online: <https://www.conifers.org/> (accessed on 5 March 2025).
22. Vidaković, M. *Četinjače—Morfologija i Varijabilnost*; JAZU i Sveučilišna naklada Liber: Zagreb, Croatia, 1982.
23. Ioannou, E.; Koutsaviti, A.; Tzakou, O.; Roussis, V. The genus *Pinus*: A comparative study on the needle essential oil composition of 46 pine species. *Phytochem. Rev.* **2014**, *13*, 741–768. <https://doi.org/10.1007/s11101-014-9338-4>.
24. Moore, A.; Ankney, E.; Swor, K.; Poudel, A.; Satyal, P.; Setzer, W.N. Leaf essential oil compositions and enantiomeric distributions of monoterpenoids in *Pinus* species: *Pinus albicaulis*, *Pinus flexilis*, *Pinus lambertiana*, *Pinus monticola*, and *Pinus sabiniana*. *Molecules* **2025**, *30*, 244. <https://doi.org/10.3390/molecules30020244>.
25. Roussis, V.; Petrakis, P.V.; Ortiz, A.; Mazomenos, B.E. Volatile constituents of needles of five *Pinus* species grown in Greece. *Phytochemistry* **1995**, *39*, 357–361. [https://doi.org/10.1016/0031-9422\(94\)00885-W](https://doi.org/10.1016/0031-9422(94)00885-W).

26. Yang, X.; Zhao, H.T.; Wang, J.; Meng, Q.; Zhang, H.; Yao, L.; Zhang, Y.C.; Dong, A.J.; Ma, Y.; Wang, Z.Y.; et al. Chemical composition and antioxidant activity of essential oil of pine cones of *Pinus armandii* from the Southwest region of China. *J. Med. Plant Res.* **2010**, *4*, 1668–1672.
27. Liu, Z.; Fan, W.; Xie, Q. Chemical composition, total phenolic content, and antioxidant activity of the essential oils extracted from the needle of ten *Pinus* taxa. *J. Chem.* **2022**, *2022*, 7440906. <https://doi.org/10.1155/2022/7440906>.
28. Zhang, Y.; Wang, Z. Comparative analysis of essential oil components of two *Pinus* species from Taibai Mountain in China. *Nat. Prod. Commun.* **2010**, *5*, 1295–1298. <https://doi.org/10.1177/1934578X1000500831>.
29. Dormont, L.; Roques, A.; Malosse, C. Cone and foliage volatiles emitted by *Pinus cembra* and some related conifer species. *Phytochemistry* **1998**, *49*, 1269–1277. [https://doi.org/10.1016/S0031-9422\(98\)00105-8](https://doi.org/10.1016/S0031-9422(98)00105-8).
30. Thai, T.H.; Hien, N.T.; Ha, C.T.T.; Loc, P.K.; Dai, D.N.; Ogunwande, I.A. Chemical constituents of essential oils from three Vietnamese species of *Pinus*. *Bol. Latinoam. Caribe Plantas Med. Aromat.* **2018**, *17*, 53–60. Available online: [www.blacpma.usach.cl](http://www.blacpma.usach.cl) (accessed on 5 March 2025).
31. Petrakis, P.V.; Tsitsimpikou, C.; Tzakou, O.; Couladis, M.; Vagias, C.; Roussis, V. Needle volatiles from five *Pinus* species growing in Greece. *Flavour. Fragr. J.* **2001**, *16*, 249–252. <https://doi.org/10.1002/ffj.990>.
32. Zacher, I. A Morphological and Volatile Terpene Analysis of *Pinus balfouriana* to Test for the Mountain Island Effect in the Klamath Mountains. Master's Thesis, The Faculty of Humboldt State University, Arcata, CA, USA, 2015; pp. 1–48.
33. Lahlou, M. Composition and molluscicidal properties of essential oils of five Moroccan Pinaceae. *Pharm. Biol.* **2003**, *41*, 207–210.
34. Michelozzi, M.; Tognetti, R.; Maggino, F.; Radicati, M. Seasonal variations in monoterpene profiles and ecophysiological traits in Mediterranean pine species of group “halepensis”. *iForest* **2008**, *1*, 65–74. <https://doi.org/10.3832/ifer0206-0010065>.
35. Ustun, O.; Sezer Senol, F.; Kurkcuglub, M.; Erdogan Orhan, I.; Kartal, M.; Husnu Can Baser, K. Investigation on chemical composition, anticholinesterase and antioxidant activities of extracts and essential oils of Turkish *Pinus* species and pycnogenol. *Ind. Crops Prod.* **2012**, *38*, 115–123. <https://doi.org/10.1016/j.indcrop.2012.01.016>.
36. Koutsaviti, K.; Giatropoulos, A.; Pitarokili, D.; Papachristos, D.; Michaelakis, A.; Tzakou, O. Greek *Pinus* essential oils: Larvicidal activity and repellency against *Aedes albopictus* (Diptera: Culicidae). *Parasitol. Res.* **2015**, *114*, 583–592. <https://doi.org/10.1007/s00436-014-4220-2>.
37. Hanana, M.; Bejia, A.; Amri, I.; Gargouri, S.; Jamoussi, B.; Hamrouni, L. Activités biologiques des huiles essentielles de pins. *J. New Sci.* **2014**, *4*, 18–32. Available online: <http://www.jnsciences.org> (accessed on 5 March 2025). (In French)
38. Karrat, L.; Nayal, R.; Abajy, M.Y. Chemical composition of *Pinus brutia* ten essential oil and its in vitro anti-inflammatory activity. *Int. Res. J. Pure Appl. Chem.* **2020**, *21*, 112–121. <https://doi.org/10.9734/irjpac/2020/v21i2430340>.
39. Ghaffari, T.; Kafil, H.S.; Asnaashari, S.; Farajnia, S.; Delazar, A.; Baek, S.C.; Hamishehkar, H.; Kim, K.H. Chemical composition and antimicrobial activity of essential oils from the aerial parts of *Pinus eldarica* grown in Northwestern Iran. *Molecules* **2019**, *24*, 3203. <https://doi.org/10.3390/molecules24173203>.
40. Jeon, J.H.; Lee, H.S. Volatile components of essential oils extracted from *Pinus* species. *J. Essent. Oil Bear. Plants* **2012**, *15*, 750–754. <https://doi.org/10.1080/0972060X.2012.10644115>.
41. Ji, W.; Ji, X. Comparative analysis of volatile terpenes and terpenoids in the leaves of *Pinus* species—A potentially abundant renewable resource. *Molecules* **2021**, *26*, 5244. <https://doi.org/10.3390/molecules26175244>.
42. Pfeifhofer, H.W. Composition of the essential oil of *Pinus canariensis* Sweet ex Sprengel. *Flav. Fragr. J.* **2000**, *15*, 266–270. [https://doi.org/10.1002/1099-1026\(200007/08\)15:4<266::AID-FFJ908>3.0.CO;2-E](https://doi.org/10.1002/1099-1026(200007/08)15:4<266::AID-FFJ908>3.0.CO;2-E).
43. Kamal, R.M.; Sabry, M.M.; El-Halawany, A.M.; Rabie, M.A.; El Sayed, N.S.; Hifnawy, M.S.; Younis, I.Y. GC-MS analysis and the effect of topical application of essential oils of *Pinus canariensis* C.Sm., *Cupressus lusitanica* Mill. and *Cupressus arizonica* Greene aerial parts in imiquimod-induced psoriasis in mice. *J. Ethnopharmacol.* **2024**, *318 Pt B*, 116947. <https://doi.org/10.1016/j.jep.2023.116947>.
44. Kirima, J.M.; Okuta, M.; Omara, T. Chemical composition of essential oils from *Pinus caribaea* Morelet needles. *Fr. Ukr. J. Chem.* **2020**, *8*, 142–148. Available online: <https://api.semanticscholar.org/CorpusID:225598804> (accessed on 5 March 2025).
45. Xie, J.; Yang, Z.; Feng, Y.; Chen, H.; Hu, L.; Jia, J.; Wu, D. Optimization of extraction process of pine needle essential oil by response surface methodology and its chemical composition analysis. *BioResources* **2022**, *17*, 5890–5904. Available online: <https://ojs.bioresources.com/index.php/BRJ/article/view/22051> (accessed on 5 March 2025).
46. Apetrei, C.L.; Şpac, A.F.; Brebu, M.; Tuchilus, C.; Miron, A. Composition, and antioxidant and antimicrobial activities of the essential oils of a full-grown *Pinus cembra* L. tree from the Calimani Mountains (Romania). *J. Serb. Chem. Soc.* **2013**, *78*, 27–37. <https://doi.org/10.2298/JSC120409075A>.

47. Nikolić, B.; Todosijević, M.; Ratknić, M.; Đorđević, I.; Stanković, J.; Cvetković, M.; Marin, P.D.; Tešević, V. Terpenes and *n*-alkanes in needles of *Pinus cembra*. *Nat. Prod. Commun.* **2018**, *13*, 1035–1037. <https://doi.org/10.1177/1934578X1801300828>.
48. Chizzola, R.; Billiani, F.; Singer, S.; Novak, J. Diversity of essential oils and the respective hydrolates obtained from three *Pinus cembra* populations in the Austrian Alps. *Appl. Sci.* **2021**, *11*, 5686. <https://doi.org/10.3390/app11125686>.
49. Lis, A.; Kalinowska, A.; Krajewska, A.; Mellor, K. Chemical composition of the essential oils from different morphological parts of *Pinus cembra* L. *Chem. Biodivers.* **2017**, *14*, e1600345. <https://doi.org/10.1002/cbdv.201600345>.
50. Thai, T.H.; Hien, N.T.; Diep, L.N.; Paoli, M.; Casanova, J.; Tomi, F. Chemical composition of needle, cone, and branch oils from Vietnamese *Pinus cernua*. *Nat. Prod. Commun.* **2019**, *14*, 1934578X19850992. <https://doi.org/10.1177/1934578X19850992>.
51. Ankney, E.; Swor, K.; Satyal, P.; Setzer, W.N. Essential oil compositions of *Pinus* species (*P. contorta* ssp. *contorta*, *P. ponderosa* var. *ponderosa*, and *P. flexilis*); Enantiomeric distribution of terpenoids in *Pinus* species. *Molecules* **2022**, *27*, 5658. <https://doi.org/10.3390/molecules27175658>.
52. Swor, K.; Satyal, P.; Poudel, A.; Setzer, W.N. Gymnosperms of Idaho: Chemical compositions and enantiomeric distributions of essential oils of *Abies lasiocarpa*, *Picea engelmannii*, *Pinus contorta*, *Pseudotsuga menziesii*, and *Thuja plicata*. *Molecules* **2023**, *28*, 2477. <https://doi.org/10.3390/molecules28062477>.
53. Sakhno, T.M.; Plugatar, Y.V.; Shevchuk, O.M.; Feskov, S.A.; Bulavin, I.V. Component composition of essential oil in the North American *Pinus* L. species introduced to the Southern Coast of Crimea. *Proc. Appl. Bot. Genet. Breed.* **2021**, *182*, 44–53. <https://doi.org/10.30901/2227-8834-2021-3-44-53>.
54. Idžojtić, M. Sastav eteričnih ulja iz iglica *Pinus sylvestris* L., *P. nigra* Arnold, *P. densiflora* Sieb. et Zucc. i *P. thunbergiana* Franco. *Šumar. List* **2000**, 5–6, 263–270. (In Croatian)
55. Hong, E.J.; Na, K.J.; Choi, I.G.; Choi, K.C.; Jeung, E.B. Antibacterial and antifungal effects of essential oils from coniferous trees. *Biol. Pharm. Bull.* **2004**, *27*, 863–866. <https://doi.org/10.1248/bpb.27.863>.
56. Kim, Y.J.; Cho, B.J.; Ko, M.S.; Jung, J.M.; Kim, H.R.; Song, H.S.; Lee, J.Y.; Sim, S.S.; Kim, C.J. Anti-oxidant and anti-aging activities of essential oils of *Pinus densiflora* needles and twigs. *Yakhak Hoeji* **2010**, *54*, 215–225.
57. Park, J.S.; Lee, G.H. Volatile compounds and antimicrobial and antioxidant activities of the essential oils of the needles of *Pinus densiflora* and *Pinus thunbergii*. *J. Sci. Food Agric.* **2011**, *91*, 703–709. <https://doi.org/10.1002/jsfa.4239>.
58. Kim, H.; Lee, B.; Yun, K.W. Comparison of chemical composition and antimicrobial activity of essential oils from three *Pinus* species. *Ind. Crop. Prod.* **2013**, *44*, 323–329. <https://doi.org/10.1016/j.indcrop.2012.10.026>.
59. Deo, L.P.; Aguiar, C.G.; Oliveira, C.D.; Garcia, K.J.; Cardoso, M.d.G. Extraction and characterization of essential oils from fresh and dry leaves of *Pinus elliottii*. *Eclética Química* **2024**, *49*, e1531. <https://doi.org/10.26850/1678-4618.eq.v49.2024.e1531>.
60. Tran, H.T.; Nguyen, T.H.; Trinh, X.T.; Nguyen, Q.H.; Paoli, M.; Bighelli, A.; Casanova, J. Chemical composition of the needle and cone essential oils of (Pinaceae) from Vietnam. *Acad. J. Biol.* **2023**, *45*, 127–135. <https://doi.org/10.15625/2615-9023/19053>.
61. Kilic, O.; Kocak, A. Essential oil composition of six *Pinus* L. taxa (Pinaceae) from Canada and their chemotaxonomy. *J. Agric. Sci. Technol. B* **2014**, *4*, 67–73. Available online: <https://api.semanticscholar.org/CorpusID:82029474> (accessed on 5 March 2025).
62. Dob, T.; Berramdane, T.; Chelgoum, C. Chemical composition of essential oil of *Pinus halepensis* Miller growing in Algeria. *C. R. Chim.* **2005**, *8*, 1939–1945. <https://doi.org/10.1016/j.crci.2005.05.007>.
63. Mohareb, A.S.O.; Kherallah, I.E.A.; Badawy, M.E.I.; Salem, M.Z.M.; Faraj, H.A.Y. Chemical composition and antibacterial activity of essential oils isolated from leaves of different woody trees grown in Al-Jabel Al-Akhdar Region, Libya. *Alex. Sci. Exch. J.* **2016**, *37*, 358–371.
64. Nam, A.M.; Tomi, F.; Gibernau, M.; Casanova, J.; Bighelli, A. Composition and chemical variability of the needle oil from *Pinus halepensis* growing in Corsica. *Chem. Biodivers.* **2016**, *13*, 380–386. <https://doi.org/10.1002/cbdv.201500097>.
65. Djerrad, Z.; Djouahri, A.; Kadik, L. Variability of *Pinus halepensis* Mill. essential oils and their antioxidant activities depending on the stage of growth during vegetative cycle. *Chem. Biodivers.* **2017**, *14*, 201600340. <https://doi.org/10.1002/cbdv.201600340>.
66. Bouyahya, A.; Belmehdi, O.; Abrini, J.; Dakka, N.; Bakri, Y. Chemical composition of *Mentha suaveolens* and *Pinus halepensis* essential oils and their antibacterial and antioxidant activities. *Asian Pac. J. Trop. Med.* **2019**, *12*, 117–122. <https://doi.org/10.4103/1995-7645.254937>.
67. Postu, P.A.; Sadiki, F.Z.; El Idrissi, M.; Cioanca, O.; Trifan, A.; Hancianu, M.; Hritcu, L. *Pinus halepensis* essential oil attenuates the toxic Alzheimer’s amyloid beta (1–42)-induced memory impairment and oxidative stress in the rat hippocampus. *Biomed. Pharmacother.* **2019**, *112*, 108673. <https://doi.org/10.3390/biomedicines10092300>.
68. Mitić, Z.S.; Jovanović, B.; Jovanović, S.Č.; Stojanović-Radić, Z.Z.; Mihajilov-Krstev, T.; Jovanović, N.M.; Nikolić, B.M.; Marin, P.D.; Zlatković, B.K.; Stojanović, G.S. Essential oils of *Pinus halepensis* and *P. heldreichii*: Chemical composition, antimicrobial and insect larvicidal activity. *Ind. Crop. Prod.* **2019**, *140*, 111702. <https://doi.org/10.1016/j.indcrop.2019.111702>.

69. Khouja, M.; Elaissi, A.; Ghazghazi, H.; Boussaid, M.; Khouja, M.L.; Khaldi, A.; Messaoud, C. Variation of essential oil composition, antioxidant and anticholinesterase activities between *Pinus halepensis* Mill. plant organs. *J. Essent. Oil Bear. Plants* **2020**, *23*, 1450–1462. <https://doi.org/10.1080/0972060X.2020.1868348>.
70. Ameer, E.; Sarra, M.E.; Takoua, K.; Mariem, K.; Nabil, A.; Lynen, F.; Larbi, K.M. Chemical composition of five Tunisian *Pinus* species' essential oils and effect of their blends on *Otitis* infection. *Ind. Crop. Prod.* **2022**, *180*, 114688. <https://doi.org/10.1016/j.indcrop.2022.114688>.
71. Hamzaoui, E.; Zallez, O.B.Y.; Buñay, J.; Lereboure, M.; Argui, H.; Baron, S.; Said, H.; Lobaccaro, J.A.; Akriche, S. Comparative study of essential oils from Tunisian *Pinus Halepensis* Mill. by hydrodistillation and microwave-assisted processes: Chemical composition and antioxidant and cytotoxic potential against prostate and cervical cancer cells. *ACS Omega* **2024**, *9*, 34128–34139. <https://doi.org/10.1021/acsomega.4c05123>.
72. Hmamouchi, M.; Hamamouchi, J.; Zouhdi, M.; Bessiere, J.M. Chemical and antimicrobial properties of essential oils of five Moroccan Pinaceae. *J. Essent. Oil Res.* **2001**, *13*, 298–302. <https://doi.org/10.1080/10412905.2001.9699699>.
73. Elkady, W.M.; Gonaïd, M.H.; Yousif, M.F.; El-Sayed, M.; Omar, H.A.N. Impact of altitudinal variation on the phytochemical profile, anthelmintic and antimicrobial activity of two *Pinus* species. *Molecules* **2021**, *26*, 3170. <https://doi.org/10.3390/molecules26113170>.
74. Gad, H.; Al-Sayed, E.; Ayoub, I. Phytochemical discrimination of *Pinus* species based on GC-MS and ATR-IR analyses and their impact on *Helicobacter pylori*. *Phytochem. Anal.* **2021**, *32*, 820–835. <https://doi.org/10.1002/pca.3028>.
75. Hjouji, K.; Atmni, I.; Mehdaoui, I.; Ainane, A.; Berrada, S.; Rais, Z.; Taleb, M.; Ainane, T. Essential oil of Aleppo pine needles: Antioxidant and antibacterial activities. *Pharmacologyonline* **2021**, *2*, 556–565.
76. Ezzine, O.; Mannai, Y.; Ben Jamâa, M.L.; Hamrouni, L. Evaluation of the larvicidal activity of essential oil from needles of *Pinus halepensis* against defoliating caterpillars of *Quercus* spp. in North Africa. *J. Chem. Eng. Theor. Appl. Chem.* **2022**, *79*, 539–545. <https://doi.org/10.55815/408298>.
77. Amri, I.; Hamrouni, L.; Hanana, M.; Gargouri, S.; Fezzani, T.; Jamoussi, B. Chemical composition, physico-chemical properties, antifungal and herbicidal activities of *Pinus halepensis* Miller essential oils. *Biol. Agric. Hortic.* **2013**, *29*, 91–106. <https://doi.org/10.1080/01448765.2013.764486>.
78. Djerrad, Z.; Kadik, L.; Djouahri, A. Chemical variability and antioxidant activities among *Pinus halepensis* Mill. essential oils provenances, depending on geographic variation and environmental conditions. *Ind. Crops Prod.* **2015**, *74*, 440–449. <https://doi.org/10.1016/j.indcrop.2015.05.049>.
79. Macchioni, F.; Cioni, P.L.; Flamini, G.; Morelli, I.; Maccioni, S.; Ansaldi, M. Chemical composition of essential oils from needles, branches and cones of *Pinus pinea*, *P. halepensis*, *P. pinaster* and *P. nigra* from central Italy. *Flavour. Fragr. J.* **2003**, *18*, 139–143. <https://doi.org/10.1002/ffj.1178>.
80. Fekih, N.; Allali, H.; Merghache, S.; Chaib, F.; Merghache, D.; Dib, M.A.; Djabou, N.; Muselli, A.; Tabti, B.; Costa, J. Chemical composition and antibacterial activity of *Pinus halepensis* Miller growing in West Northern of Algeria. *Asian Pac. J. Trop. Dis.* **2014**, *4*, 97–103. [https://doi.org/10.1016/S2222-1808\(14\)60323-6](https://doi.org/10.1016/S2222-1808(14)60323-6).
81. Mirković, S.; Tadić, V.; Milenković, M.T.; Ušjak, D.; Racić, G.; Bojović, D.; Žugić, A. Antimicrobial activities of essential oils of different *Pinus* species from Bosnia and Herzegovina. *Pharmaceutics* **2024**, *16*, 1331. <https://doi.org/10.3390/pharmaceutics16101331>.
82. Abi-Ayad, M.; Abi-Ayad, F.Z.; Lazzouni, H.A.; Rebiahi, S.A. Antibacterial activity of *Pinus halepensis* essential oil from Algeria (Tlemcen). *J. Nat. Prod. Plant Resour.* **2011**, *1*, 33–36. Available online: <https://api.semanticscholar.org/CorpusID:212480582> (accessed on 5 March 2025).
83. Aloui, F.; Baraket, M.; Jedidi, S.; Hosni, K.; Bouchnak, R.; Salhi, O.; Jdaidi, N.; Selmi, H.; Ghazghazi, H.; Khadhri, A.; et al. Chemical composition, anti-radical and antibacterial activities of essential oils from needles of *Pinus halepensis* Mill., *P. pinaster* Aiton., and *P. pinea* L. *J. Essent. Oil Bear. Plants* **2021**, *24*, 453–460. <https://doi.org/10.1080/0972060X.2021.1943541>.
84. Kurose, K.; Okamura, D.; Yatagai, M. Composition of the essential oils from the leaves of nine *Pinus* species and the cones of three of *Pinus* species. *Flavour. Fragr. J.* **2007**, *22*, 10–20. <https://doi.org/10.1002/ffj.1609>.
85. Simić, N.; Palić, R.; Andelković, S.; Vajs, V.; Milosavljević, S. Essential oil of *Pinus heldreichii*, needles. *J. Essent. Oil Res.* **1996**, *8*, 1–5.
86. Bojović, S.; Nikolić, B.; Ristić, M.; Orlović, S.; Veselinović, M.; Rakonjac, L.; Dražić, D. Variability in chemical composition and abundance of the rare Tertiary relict *Pinus heldreichii* in Serbia. *Chem. Biodivers.* **2011**, *8*, 1754–1765. <https://doi.org/10.1002/cbdv.201100041>.

87. Nikolić, B.; Ristić, M.; Bojović, S.; Krivošej, Z.; Matevski, V.; Marin, P.D. Population variability of essential oils of *Pinus heldreichii* from the Scardo-Pindic mountains Ošljak and Galičica. *Chem. Biodivers.* **2015**, *12*, 295–308. <https://doi.org/10.1002/cbdv.201400135>.
88. Nikolić, B.; Ristić, M.; Janačković, P.; Novaković, J.; Šarac, Z.; Rajčević, N.; Marin, P.D. Essential oil composition of one-year-old Bosnian pine needles. In Proceedings of the International Conference Reforestation Challenges, Belgrade, Serbia, 3–6 June 2015; pp. 282–287. ISBN 978-86-918861-0-3.
89. Mitić, Z.S.; Jovanović, S.Č.; Zlatković, B.K.; Nikolić, B.M.; Stojanović, G.S.; Marin, P.D. Needle terpenes as chemotaxonomic markers in *Pinus*: Subsections *Pinus* and *Pinaster*. *Chem. Biodivers.* **2017**, *14*, e1600453. <https://doi.org/10.1002/cbdv.201600453>.
90. Naydenov, K.; Tremblay, F.; Bergeron, Y.; Alexandrov, A.; Fenton, N. Dissimilar patterns of *Pinus heldreichii* Christ. populations in Bulgaria revealed by chloroplast microsatellites and terpenes analysis. *Biochem. Syst. Ecol.* **2005**, *33*, 133–148. <https://doi.org/10.1016/j.bse.2004.06.017>.
91. Basholli-Salih, M.; Schuster, R.; Hajdari, A.; Mulla, D.; Viernstein, H.; Mustafa, B.; Mueller, M. Phytochemical composition, anti-inflammatory activity and cytotoxic effects of essential oils from three *Pinus* spp. *Pharm. Biol.* **2017**, *55*, 1553–1560. <https://doi.org/10.1080/13880209.2017.1309555>.
92. Mitić, Z.S.; Nikolić, B.M.; Ristić, M.S.; Tešević, V.V.; Bojović, S.R.; Marin, P.D. Terpenes as useful markers in differentiation of natural populations of relict pines *Pinus heldreichii*, *P. nigra*, and *P. peuce*. *Chem. Biodivers.* **2017**, *14*, e1700093. <https://doi.org/10.1002/cbdv.201700093>.
93. Kurti, F.; Giorgi, A.; Beretta, G.; Mustafa, B.; Gelmini, F.; Testa, C.; Angioletti, S.; Giupponi, L.; Zilio, E.; Pentimalli, D.; et al. Chemical composition, antioxidant and antimicrobial activities of essential oils of different *Pinus* species from Kosovo. *J. Essent. Oil Res.* **2019**, *31*, 263–275. <https://doi.org/10.1080/10412905.2019.1584591>.
94. Maric, S.; Jukic, M.; Katalinic, V.; Milos, M. Comparison of chemical composition and free radical scavenging ability of glycosidically bound and free volatiles from Bosnian Pine (*Pinus heldreichii* Christ. var. *leucodermis*). *Molecules* **2007**, *12*, 283–289. <https://doi.org/10.3390/12030283>.
95. Adams, R.P.; Tashev, A.N.; Tashev, N. The leaf volatile terpenoids of *Pinus heldreichii* Christ from Bulgaria and comparisons with Greece and Montenegro-Serbia oils, and *P. leucodermis* oil, Italy. *Phytologia* **2020**, *102*, 124–130. Available online: [https://www.phytologia.org/uploads/2/3/4/2/23422706/102\\_3\\_124-130adamstashevpinusheldreichii7-8-20.pdf](https://www.phytologia.org/uploads/2/3/4/2/23422706/102_3_124-130adamstashevpinusheldreichii7-8-20.pdf) (accessed on 5 March 2025).
96. Bonesi, M.; Menichini, F.; Tundis, R.; Loizzo, M.R.; Conforti, F.; Passalacqua, N.G.; Statti, G.A.; Menichini, F. Acetylcholinesterase and butyrylcholinesterase inhibitory activity of *Pinus* species essential oils and their constituents. *J. Enzym. Inhib. Med. Chem.* **2010**, *25*, 622–628. <https://doi.org/10.3109/14756360903389856>.
97. Xie, Q.; Liu, Z.; Li, Z. Chemical composition and antioxidant activity of essential oil of six *Pinus* taxa native to China. *Molecules* **2015**, *20*, 9380–9392. <https://doi.org/10.3390/molecules20059380>.
98. Adams, R.P.; Wright, J.W. Alkanes and terpenes in wood and leaves of *Pinus jeffreyi* and *P. sabiniana*. *J. Essent. Oil Res.* **2012**, *24*, 435–440. <https://doi.org/10.1080/10412905.2012.703512>.
99. Thai, T.H.; Cuong, N.; Hien, N.T.; Paoli, M.; Casanova, J.; Tomi, F. Chemical composition of needle and twig essential oils from *Pinus krempffii* Lecomte, an endemic species to Vietnam. *J. Essent. Oil Res.* **2020**, *33*, 63–68. <https://doi.org/10.1080/10412905.2020.1829722>.
100. Dambolena, J.S.; Gallucci, M.N.; Luna, A.; Gonzalez, S.B.; Guerra, P.E.; Zunino, M.P. Composition, antifungal and antifumonisin activity of *Pinus wallichiana*, *Pinus monticola* and *Pinus strobus* essential oils from Patagonia Argentina. *J. Essent. Oil Bear. Plants* **2016**, *19*, 1769–1775. <https://doi.org/10.1080/0972060X.2015.1038090>.
101. Tsitsimpikou, C.; Petrakis, P.V.; Ortiz, A.; Harvala, C.; Roussis, V. Volatile needle terpenoids of six *Pinus* species. *J. Essent. Oil Res.* **2001**, *13*, 174–178. <https://doi.org/10.1080/10412905.2001.9699652>.
102. Celiński, K.; Bonikowski, R.; Wojnicka-Półtorak, A.; Chudzińska, E.; Maliński, T. Volatiles as chemosystematic markers for distinguishing closely related species within the *Pinus mugo* complex. *Chem. Biodivers.* **2015**, *12*, 1208–1213. <https://doi.org/10.1002/cbdv.201400253>.
103. Hajdari, A.; Mustafa, B.; Ahmeti, G.; Pulaj, B.; Lukas, B.; Ibraliu, A.; Stefkov, G.; Quave, C.L.; Novak, J. Essential oil composition variability among natural populations of *Pinus mugo* Turra in Kosovo. *SpringerPlus* **2015**, *4*, 828. <https://doi.org/10.1186/s40064-015-1611-5>.
104. Mitić, Z.S.; Jovanović, S.Č.; Zlatković, B.K.; Milanovici, S.J.; Nikolić, B.M.; Petrović, G.M.; Stojanović, G.S.; Marin, P.D. Variation of needle volatiles in native populations of *Pinus mugo*—Evidence from multivariate statistical analysis. *Plant Biosyst.* **2021**, *155*, 700–710. <https://doi.org/10.1080/11263504.2020.1779839>.

105. Lis, A.; Lukas, M.; Mellor, K. Comparison of chemical composition of the essential oils from different botanical organs of *Pinus mugo* growing in Poland. *Chem. Biodivers.* **2019**, *16*, e1900397. <https://doi.org/10.1002/cbdv.201900397>.
106. Venditti, A.; Serrilli, A.M.; Vittori, S.; Papa, F.; Maggi, F.; Di Cecco, M.; Ciaschetti, G.; Bruno, M.; Rosselli, S.; Bianco, A. Secondary metabolites from *Pinus mugo* TURRA subsp. *mugo* growing in the Majella National Park (Central Apennines, Italy). *Chem. Biodivers.* **2013**, *10*, 2091–2100. <https://doi.org/10.1002/cbdv.201300098>.
107. Bojović, S.; Jurc, M.; Ristić, M.S.; Popović, Z.; Matić, R.; Vidaković, V.; Stefanović, M.; Jurc, D. Essential-oil variability in natural populations of *Pinus mugo* Turra from the Julian Alps. *Chem. Biodivers.* **2016**, *13*, 181–187. <https://doi.org/10.1002/cbdv.201500029>.
108. Adams, R.P.; Tashev, A.N. Composition of the leaf volatile terpenoids of *Pinus mugo* Turra from Bulgaria compared with oils from other regions. *Phytologia* **2019**, *101*, 74–80. Available online: [https://www.phytologia.org/uploads/2/3/4/2/23422706/101\\_1\\_74-80adams\\_and\\_tashevpinus\\_mugo\\_bulgaria.pdf](https://www.phytologia.org/uploads/2/3/4/2/23422706/101_1_74-80adams_and_tashevpinus_mugo_bulgaria.pdf) (accessed on 5 March 2025).
109. Garzoli, S.; Masci, V.L.; Caradonna, V.; Tiezzi, A.; Giacomello, P.; Ovidi, E. Liquid and vapor phase of four conifer-derived essential oils: Comparison of chemical compositions and antimicrobial and antioxidant properties. *Pharmaceuticals* **2021**, *14*, 134. <https://doi.org/10.3390/ph14020134>.
110. Garzoli, S.; Vaglia, V.; Iriti, M.; Vitalini, S. Vapor and liquid phase profiles of essential oils from *Abies*, *Picea* and *Pinus* species and their phytotoxic interactions with weed growth in pre- and post-emergence conditions. *Plants* **2023**, *12*, 1172. <https://doi.org/10.3390/plants12051172>.
111. Mitić, Z.S.; Jovanović, B.; Jovanović, S.Č.; Mihajilov-Krstev, T.; Stojanović-Radić, Z.Z.; Cvetković, V.J.; Mitrović, T.Lj.; Marin, P.D.; Zlatković, B.K.; Stojanović, G.S. Comparative study of the essential oils of four *Pinus* species: Chemical composition, antimicrobial and insect larvicidal activity. *Ind. Crop. Prod.* **2018**, *111*, 55–62. <https://doi.org/10.1016/j.indcrop.2017.10.004>.
112. Bonikowski, R.; Celiński, K.; Wojnicka-Półtorak, A.; Maliński, T. Composition of essential oils isolated from the needles of *Pinus uncinata* and *P. uliginosa* grown in Poland. *Nat. Prod. Commun.* **2015**, *10*, 371–373. <https://doi.org/10.1177/1934578X1501000243>.
113. Rafii, Z.A.; Dodd, R.S.; Zavarin, E. Genetic diversity in foliar terpenoids among natural populations of European black pine. *Biochem. Syst. Ecol.* **1996**, *24*, 325–339. [https://doi.org/10.1016/0305-1978\(96\)00028-2](https://doi.org/10.1016/0305-1978(96)00028-2).
114. Bojović, S.; Jurc, M.; Drazic, D.; Pavlovic, P.; Mitrovic, M.; Djurdjevic, L.; Dodd, R.S.; Afzal-Rafii, Z.; Barbero, M. Origin identification of *Pinus nigra* populations in southwestern Europe using terpene composition variations. *Trees* **2005**, *19*, 357–368. <https://doi.org/10.1007/s00468-005-0411-x>.
115. Naydenov, K.D.; Tremblay, F.M.; Fenton, N.J.; Alexandrov, A. Structure of *Pinus nigra* Arn. populations in Bulgaria revealed by chloroplast microsatellites and terpene analysis: Provenance tests. *Biochem. Syst. Ecol.* **2006**, *34*, 562–574. <https://doi.org/10.1016/j.bse.2006.01.011>.
116. Sezik, E.; Üstün, O.; Demirci, B.; Başer, K.H.C. Composition of the essential oils of *Pinus nigra* Arnold from Turkey. *Turk. J. Chem.* **2010**, *34*, 313–325. <https://doi.org/10.3906/kim-0903-39>.
117. Šarac, Z.; Bojović, S.; Nikolić, B.; Tešević, V.; Đorđević, I.; Marin, P.D. Chemotaxonomic significance of the terpene composition in natural populations of *Pinus nigra* J.F.ARNOLD from Serbia. *Chem. Biodivers.* **2013**, *10*, 1507–1520. <https://doi.org/10.1002/cbdv.201200416>.
118. Mitić, Z.S.; Nikolić, B.M.; Stojković, J.P.; Jevtović, S.Č.; Stojanović, G.S.; Zlatković, B.K.; Marin, P.D. Morpho-anatomical characteristics and volatile profiles of *Pinus nigra* J.F.ARNOLD from the Balkan Peninsula and Southern Carpathians. *Forests* **2024**, *15*, 739. <https://doi.org/10.3390/f15050739>.
119. Politeo, O.; Botica, I.; Bilusic, T.; Jukic, M.; Carev, I.; Burcul, F.; Milos, M. Chemical composition and evaluation of acetylcholinesterase inhibition and antioxidant activity of essential oil from Dalmatian endemic species *Pinus nigra* Arnold ssp. *dalmatica* (Vis.) Franco. *J. Med. Plant Res.* **2011**, *5*, 6590–6596. <https://doi.org/10.5897/JMPR10.289>.
120. Rezzi, S.; Bighelli, A.; Mouillot, D.; Casanova, J. Composition and chemical variability of the needle essential oil of *Pinus nigra* ssp. *laricio* from Corsica. *Flavour. Fragr. J.* **2001**, *16*, 379–383. <https://doi.org/10.1002/ffj.1018>.
121. Chalchat, J.C.; Gorunović, M.S. Chemotaxonomy of pines native to Balkans. Part 2. Illiryan black pine *Pinus nigra* Arnold ssp. *nigra*, Pinaceae according to location, plant part and age of specimens. *Pharmazie* **1995**, *50*, 281–283. <https://doi.org/10.1079/cabicompndium.41668>.
122. Supuka, J.; Berta, F.; Chladná, A. The influence of the urban environment on the composition of terpenes in the needles of Black Pine (*Pinus nigra* Arnold). *Trees* **1997**, *11*, 176–182. <https://doi.org/10.1007/PL00009666>.
123. Amri, I.; Hanana, M.; Jamoussi, B.; Hamrouni, L. Essential oils of *Pinus nigra* J.F. Arnold subsp. *laricio* Maire: Chemical composition and study of their herbicidal potential. *Arab. J. Chem.* **2017**, *10*, S3877–S3882. <https://doi.org/10.1016/j.arabjc.2014.05.026>.

124. Fkiri, S.; Mezni, F.; Rigane, G.; Ben Salem, R.; Ghazghazi, H.; Khouja, M.L.; Nasr, Z.; Khaldi, A. Chemotaxonomic study of four subspecies of *Pinus nigra* Arn. grown in common garden based on essential oil composition. *J. Food Qual.* **2021**, *2021*, 5533531. <https://doi.org/10.1155/2021/5533531>.
125. Adjaoud, A.; Laouer, H.; Braca, A.; Cioni, P.; Moussi, K.; Berboucha-Rahmani, M.; Abbaci, H.; Falconieri, D. Chemical composition, antioxidant and insecticidal activities of a new essential oil chemotype of *Pinus nigra* ssp. *mauritanica* (Pinaceae), Northern Algeria. *Plant Biosyst.* **2022**, *156*, 358–369. <https://doi.org/10.1080/11263504.2020.1857871>.
126. Zaroni, T.A.; Adams, R.P.; Miller, E.J. Essential oils of plants from Hispaniola West Indies 2. the volatile leaf oil of *Pinus occidentalis* Pinaceae. Moscoso: Contribuciones Científicas Del Jardín Botánico Nacional “Dr. Rafael M. Moscoso”. 1990; Volume 6, pp. 219–222. Available online: <https://www.biodiversitylibrary.org/part/148625> (accessed on 5 March 2025).
127. Amri, I.; Lamia, H.; Gargouri, S.; Hanana, M.; Mahfoudhi, M.; Fezzani, T.; Ezzeddine, F.; Jamoussi, B. Chemical composition and biological activities of essential oils of *Pinus patula*. *Nat. Prod. Commun.* **2011**, *6*, 1531–1536. <https://doi.org/10.1177/1934578X1100601031>.
128. Simić, N.; Palić, R.; Anđelković, S.; Kitić, D.; Gašić, M.J. Essential oil of *Pinus peuce* needles. *Facta Univ. Ser. Phys. Chem. Technol.* **1995**, *1*, 188–192.
129. Koukos, P.K.; Papadopoulou, K.I.; Patiaka, D.T.; Papagiannopoulos, A.D. Chemical composition of essential oils from needles and twigs of Balkan pine (*Pinus peuce* Grisebach) grown in Northern Greece. *J. Agric. Food Chem.* **2000**, *48*, 1266–1268. <https://doi.org/10.1021/jf991012a>.
130. Nikolić, B.; Ristić, M.; Bojović, S.; Marin, P.D. Variability of the needle essential oils of *Pinus peuce* from different populations in Montenegro and Serbia. *Chem. Biodivers.* **2008**, *5*, 1377–1388. <https://doi.org/10.1002/cbdv.200890126>.
131. Karapandzova, M.; Stefkov, G.; Kulevanova, S. Essential oils composition of *Pinus peuce* Griseb. (Pinaceae) growing on Pelister Mtn., Republic of Macedonia. *Maced. Pharm. Bull.* **2010**, *56*, 13–22. <https://doi.org/10.33320/maced.pharm.bull.2010.56.002>.
132. Karapandzova, M.; Stefkov, G.; Trajkovska-Dokic, E.; Kaftandzieva, A.; Kulevanova, S. Antimicrobial activity of needle essential oil of *Pinus peuce* Griseb. (Pinaceae) from Macedonian flora. *Maced. Pharm. Bull.* **2011**, *57*, 25–36. <https://doi.org/10.33320/maced.pharm.bull.2011.57.003>.
133. Nikolić, B.; Ristić, M.; Bojović, S.; Matevski, V.; Krivošej, Z.; Marin, P.D. Essential-oil composition of the needles collected from natural populations of Macedonian pine (*Pinus peuce* Griseb.) from the Scardo-Pindic mountain system. *Chem. Biodivers.* **2014**, *11*, 934–948. <https://doi.org/10.1002/cbdv.201300343>.
134. Hajdari, A.; Mustafa, B.; Nebija, D.; Selimi, H.; Veselaj, Z.; Breznica, P.; Quave, C.L.; Novak, J. Essential oil composition of *Pinus peuce* Griseb. needles and twigs from two National Parks of Kosovo. *Sci. World J.* **2016**, *2016*, 5393079. <https://doi.org/10.1155/2016/5393079>.
135. Sana, K.; Marwad, K.; Ismail, A.; Yassine, M.; Dhaouadi, F.; Samia, G.; Mohsen, H.; Bassem, J.; Lamia, H. Phytochemical studies on essential oils of *Pinus pinaster* Aiton and evaluation of their biological activities. *Arab. J. Med. Aromat. Plants* **2022**, *8*, 75–98. <https://doi.org/10.48347/IMIST.PRSM/ajmap-v8i2.30781>.
136. Dob, T.; Berramdane, T.; Chelghoum, C. Analysis of essential oil from the needles of *Pinus pinaster* growing in Algeria. *Chem. Nat. Compd.* **2005**, *41*, 545–548. <https://doi.org/10.1007/s10600-005-0202-z>.
137. Mimoune, N.A.; Mimoune, D.A.; Yataghene, A. Chemical composition and antimicrobial activity of the essential oils of *Pinus pinaster*. *J. Coast. Life Med.* **2013**, *1*, 55–59. <https://doi.org/10.12980/JCLM.1.20133D322>.
138. Tümen, I.; Akkol, E.K.; Taştan, H.; Süntar, I.; Kurtca, M. Research on the antioxidant, wound healing, and anti-inflammatory activities and the phytochemical composition of maritime pine (*Pinus pinaster* Ait.). *J. Ethnopharmacol.* **2018**, *211*, 235–246.
139. Ottavioli, J.; Bighelli, A.; Casanova, J. Diterpene-rich needle oil of *Pinus pinaster* Ait. from Corsica. *Flavour. Fragr. J.* **2008**, *23*, 121–125. <https://doi.org/10.1002/ffj.1865>.
140. Arrabal, C.; García-Vallejo, M.C.; Cadahia, E.; Cortijo, M.; De Simón, F.; Brígida, M. Characterization of two chemotypes of *Pinus pinaster* by their terpene and acid patterns in needles. *Plant Syst. Evol.* **2012**, *298*, 511–522. <https://doi.org/10.1007/s00606-011-0562-8>.
141. Fkiri, S.; Ghazghazi, H.; Rigane, G.; Ben Salem, R.; Mezni, F.; Khaldi, A.; Khouja, M.L.; Nasr, Z. Chemical compositions and biological activities essential oil from the needles of North African *Pinus pinaster* var. *Rev. Roum. Chim.* **2019**, *64*, 511–517. <https://doi.org/10.33224/rrch/2019.64.6.07>.
142. Nasri, N.; Tlili, N.; Triki, S.; Elfalleh, W.; Chéraif, I.; Khaldi, A. Volatile constituents of *Pinus pinea* L. needles. *J. Essent. Oil Res.* **2011**, *23*, 15–19. <https://doi.org/10.1080/10412905.2011.9700441>.

143. Amri, I.; Gargouri, S.; Hamrouni, L.; Hanana, M.; Fezzani, T.; Jamoussi, B. Chemical composition, phytotoxic and antifungal activities of *Pinus pinea* essential oil. *J. Pest Sci.* **2012**, *85*, 199–207. Available online: <https://api.semanticscholar.org/CorpusID:14384333> (accessed on 5 March 2025).
144. Demirci, F.; Bayramiç, P.; Göger, G.; Demirci, B.; Başer, K.H.C. Characterization and antimicrobial evaluation of the essential oil of *Pinus pinea* L. from Turkey. *Nat. Vol. Essent. Oil* **2015**, *2*, 39–44.
145. Balaban Uçar, M.; Gönültaş, O. Geographical variation of essential oil of *Pinus pinea* needles in Turkey. *Kastamonu Univ. J. For. Fac.* **2022**, *22*, 78–84. <https://doi.org/10.17475/kastorman.1095918>.
146. Halub, B.; Shakya, A.K.; Elagbar, Z.A.; Naik, R.R. GC-MS Analysis and biological activity of essential oil of fruits, needles and bark of *Pinus pinea* grown wildly in Jordan. *Acta Pol. Pharm.* **2019**, *76*, 825–831. <https://doi.org/10.32383/appdr/109894>.
147. Adams, R.P.; Edmunds, G.F., Jr. A re-examination of the volatile leaf oils of *Pinus ponderosa* Dougl. ex. P. Lawson using ion trap mass spectroscopy. *Flavour. Fragr. J.* **1989**, *4*, 19–23. <https://doi.org/10.1002/ffj.2730040105>.
148. Krauze-Baranowska, M.; Mardarowicz, M.; Wiwart, M.; Pobłocka, L.; Dynowska, M. Antifungal activity of the essential oils from some species of the genus *Pinus*. *Z. Naturforsch. C J. Biosci.* **2002**, *57*, 478–482. <https://doi.org/10.1515/znc-2002-5-613>.
149. Adams, R.P.; Ferguson, G.M.; Thornburg, D. First comprehensive report on the composition of the leaf volatile terpenoids of *Pinus arizonica* Engelm. and *P. ponderosa* var. *brachyptera* (Engelm.) Lemmon. *Phytologia* **2015**, *97*, 45–50. Available online: [https://www.phytologia.org/uploads/2/3/4/2/23422706/97145-50adams\\_et\\_al\\_leaf\\_oils\\_of\\_p\\_arizonica\\_and\\_p\\_pond\\_brachyptera.pdf](https://www.phytologia.org/uploads/2/3/4/2/23422706/97145-50adams_et_al_leaf_oils_of_p_arizonica_and_p_pond_brachyptera.pdf) (accessed on 5 March 2025).
150. Peng, X.; Yang, X.; Gu, H.; Yang, L.; Gao, H. Essential oil extraction from fresh needles of *Pinus pumila* (Pall.) Regel using a solvent-free microwave-assisted methodology and an evaluation of acetylcholinesterase inhibition activity in vitro compared to that of its main components. *Ind. Crop. Prod.* **2021**, *167*, 113549. <https://doi.org/10.1016/j.indcrop.2021.113549>.
151. Ekundayo, O. Technical Note: Essential Oils III: Analysis of Table Mountain Pine (*Pinus Pungens* Lamb) needle oil by Gas Chromatography/Mass Spectrometry (GC/MS). *J. Chromatogr. Sci.* **1980**, *18*, 368–369. <https://doi.org/10.1093/chromsci/18.8.368>.
152. Sacchetti, G.; Maietti, S.; Muzzoli, M.; Scaglianti, M.; Manfredini, S.; Radice, M.; Bruni, R. Comparative evaluation of 11 essential oils of different origin as functional antioxidants, antiradicals and antimicrobials in foods. *Food Chem.* **2005**, *91*, 621–632. <https://doi.org/10.1016/j.foodchem.2004.06.031>.
153. Salem, M.Z.M.; Ali, H.M.; Basalah, M.O. Essential oils from wood, bark, and needles of *Pinus roxburghii* Sarg. from Alexandria, Egypt: Antibacterial and antioxidant activities. *BioResources* **2014**, *9*, 7454–7466.
154. Satyal, P.; Paudel, P.; Raut, J.; Deo, A.; Dosoky, N.S.; Setzer, W.N. Volatile constituents of *Pinus roxburghii* from Nepal. *Pharmacogn. Res.* **2013**, *5*, 43. <https://doi.org/10.4103/0974-8490.105650>.
155. Bhagat, M.; Bandrall, A.; Bashir, M.; Bindu, K. GC-MS analysis of essential oil of *Pinus roxburghii* Sarg. (Chir pine) needles and evaluation of antibacterial and anti-proliferative properties. *Indian J. Nat. Prod. Resour.* **2018**, *9*, 34–38. Available online: <https://api.semanticscholar.org/CorpusID:91936003> (accessed on 5 March 2025).
156. Nikolic, M.; Andjic, M.; Bradic, J.; Kocovic, A.; Tomovic, M.; Samanovic, A.M.; Jakovljevic, V.; Veselinovic, M.; Capo, I.; Krstonosic, V.; et al. Topical application of Siberian pine essential oil formulations enhance diabetic wound healing. *Pharmaceutics* **2023**, *15*, 2437. <https://doi.org/10.3390/pharmaceutics15102437>.
157. Venskutonis, L.; Vyskupaityte, K.; Plausinatis, R. Composition of essential oils of *Pinus sylvestris* L. from different locations of Lithuania. *J. Essent. Oil Res.* **2000**, *12*, 559–565. <https://doi.org/10.1080/10412905.2000.9712159>.
158. Manninen, A.M.; Tarhanen, S.; Vuorinen, M.; Kainulaine, P. Comparing the variation of needle and wood terpenoids in Scots pine provenances. *J. Chem. Ecol.* **2002**, *28*, 211–228. <https://doi.org/10.1023/A:1013579222600>.
159. Naydenov, K.D.; Tremblay, F.M.; Alexandrov, A.; Fenton, N.J. Structure of *Pinus sylvestris* L. populations in Bulgaria revealed by chloroplast microsatellites and terpenes analysis: Provenance tests. *Biochem. Syst. Ecol.* **2005**, *33*, 1226–1245. <https://doi.org/10.1016/j.bse.2005.07.011>.
160. Ustun, O.; Sezik, E.; Kurkcuglu, M.; Baser, K.H.C. Study of the essential oil composition of *Pinus sylvestris* from Turkey. *Chem. Nat. Compd.* **2006**, *42*, 26–31. <https://doi.org/10.1007/s10600-006-0029-2>.
161. Ibáñez, M.D.; Blázquez, M.A. Phytotoxic effects of commercial *Eucalyptus citriodora*, *Lavandula angustifolia*, and *Pinus sylvestris* essential oils on weeds, crops, and invasive species. *Molecules* **2019**, *24*, 2847. <https://doi.org/10.3390/molecules24152847>.
162. Csikós, E.; Csekő, K.; Kemény, Á.; Draskóczy, L.; Kereskai, L.; Kocsis, B.; Böszörményi, A.; Helyes, Z.; Horváth, G. *Pinus sylvestris* L. and *Syzygium aromaticum* (L.) Merr. & L. M. Perry essential oils inhibit endotoxin-induced airway hyperreactivity despite aggravated inflammatory mechanisms in mice. *Molecules* **2022**, *27*, 3868. <https://doi.org/10.3390/molecules27123868>.

163. Namshir, J.; Shatar, A.; Khandaa, O.; Tserennadmid, R.; Shiretorova, V.G.; Nguyen, M.C. Antimicrobial, antioxidant and cytotoxic activity on human breast cancer cells of essential oil from *Pinus sylvestris* var. *mongolica* needle. *Mong. J. Chem.* **2020**, *21*, 19–26. <https://doi.org/10.5564/mjc.v21i47.1428> .
164. Adams, R.P. Comparison of the volatile leaf and wood oils of the subspecies of *Pinus torreyana*: Two isolated, narrow endemics in California. *Phytologia* **2013**, *95*, 188–191. Available online: <https://biostor.org/reference/175919> (accessed on 5 March 2025).
165. Dar, M.Y.; Shah, W.A.; Mubashir, S.; Rather, M.A. Chromatographic analysis, anti-proliferative and radical scavenging activity of *Pinus wallichiana* essential oil growing in high altitude areas of Kashmir, India. *Phytomedicine* **2012**, *19*, 1228–1233. <https://doi.org/10.1016/j.phymed.2012.07.015>.
166. Pagula, F.P.; Baeckström, P. Studies on essential oil-bearing plants from Mozambique: Part II. Volatile leaf oil of needles of *Pinus elliottii* Engelm. and *Pinus taeda* L. *J. Essent. Oil Res.* **2006**, *18*, 32–34. <https://doi.org/10.1080/10412905.2006.9699378>.
167. Hamrouni, L.; Hanana, M.; Amri, I.; Romane, A.E.; Gargouri, S.; Jamoussi, B. Allelopathic effects of essential oils of *Pinus halepensis* Miller: Chemical composition and study of their antifungal and herbicidal activities. *Arch. Phytopathol. Pflanzenschutz* **2014**, *48*, 145–158. <https://doi.org/10.1080/03235408.2014.884667>.
168. Neverova, O.A.; Tsandekova, O.L.; Domrachev, D.V. Study of the composition of ether oils from pine needles of *Pinus sylvestris* L. growing in various edaphic conditions of Kuzbass surface coal mines dumps. *Global J. Pharmacol.* **2014**, *8*, 415–419.

**Disclaimer/Publisher’s Note:** The statements, opinions and data contained in all publications are solely those of the individual author(s) and contributor(s) and not of MDPI and/or the editor(s). MDPI and/or the editor(s) disclaim responsibility for any injury to people or property resulting from any ideas, methods, instructions or products referred to in the content.